

LEA Name : Radnor Township SD
Address : 135 S Wayne Ave
Wayne , PA 19087

County : Delaware
AUN Number : 125237603
LEA Type : SD

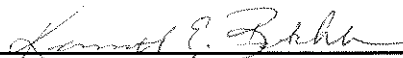
Annual Financial Report Accuracy Certification Statement

For Fiscal Year Ending
6/30/2017

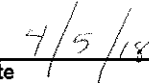
Pennsylvania Department of Education
&
Office of Comptroller Operations

PDE-2056: Intermediate Unit
PDE-2057: School District, AVTS/CTC, Charter School,
and Special Program Jointure

CERTIFICATION: By signing this page I agree that the electronic data submitted is a complete and accurate statement of the financial operations and status of the local education agency for the fiscal year. It has been prepared in accordance with generally accepted accounting principles and established Commonwealth of PA reporting guidelines.



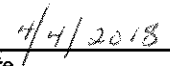
Chief School Administrator Signature



Date



Board Secretary Signature



Date

Penny Tansey

Contact Person

(610)386-6108 Ext :

Contact Person Telephone Number

penny.tansey@rtsd.org

Contact Person E-mail Address

(610)688-6264

Contact Person Fax Number

Audit Certification
Annual Financial Report:
For Fiscal Year Ending 6/30/2017
(Pursuant to PA School Code Section 218(b))

LEA Name : Radnor Township SD
AUN Number : 125237603
County : Delaware

Audit Certification Due: 12/31/2017

This certification is applicable to the Annual Financial Report data submitted through the Consolidated Financial Reporting System on: 11/22/2017
Date

Auditing Firm: bbd
1835 MARKET STREET
26th Floor
PHILA, PA 19103

Auditor Contact Name: CARL HOGAN
Auditor Phone: 215-567-7770
Auditor E-mail: chogan@bbd.com

CERTIFICATION: By signing this page I agree that the financial statements of the school have been properly audited as noted above pursuant to Article XXIV, and in the auditor's professional opinion, the Annual Financial Report (PDE-2057) submitted on the date referenced is materially consistent with the audited financial statements.

Chief School Administrator

Kenneth E. Butchik
Signature

11/22/17
Date

Board Secretary

Michelle X. Dolew
Signature

11/27/17
Date

Penny Tansey

Contact Person

penny.tansey@rtsd.org

Contact Person E-mail Address

(610)386-6108

Ext :

Contact Person Telephone Number

(610)688-6264

Contact Person Fax Number

Val Number

Description

Justification

50450

SESS - 2350 Legal and Accounting Services: SESS Schedule amounts for Special Education vary from prior year by 40% or more. Correct the data or enter a justification.

SESS Schedule 2350: \$182,153.42
Prior Year SESS Schedule 2350: \$94,098.93

THE INCREASE IS DUE TO THE DISTRICT PAYING ATTORNEY FEES FOR THE OTHER PARTY AS PART OF THREE DIFFERENT SETTLEMENT AGREEMENTS.

Amounts Expressed in Whole Dollars

	<u>General Fund</u> <u>(10)</u>	<u>Public Purpose Trust</u> <u>(27)</u>	<u>Other Compt Approved</u> <u>(28)</u>	<u>Athletic / Activity</u> <u>(29)</u>	<u>Capital Reserve (690.</u> <u>1850)</u> <u>(31)</u>
Assets And Deferred Outflows Of Resources					
Assets					
0100 Cash and Cash Equivalents	19,217,004			2,624	
0110 Investments	7,376,036				
0120 Taxes Receivable	1,067,376				
0130 Due From Other Funds				1,177	
0141 Due From Other Governments					
0142 State Revenue Receivable	2,755,819				
0143 Federal Revenue Receivable	66,363				
0145 Other Intergovernmental Revenue Receivable					
0146 Due from Primary Government					
0147 Due from Component Unit					
0150 Other Receivables	1,228,039			3,175	
0170 Inventories					
0180 Prepaid Expenses (Expenditures)					
0190 Other Current Assets					
Total Assets	\$31,710,637			\$6,976	
0910 Deferred Outflows of Resources					
Total Assets And Deferred Outflows Of Resources	\$31,710,637			\$6,976	

Amounts Expressed in Whole Dollars	<u>Capital Reserve (1431)</u> <u>(32)</u>	<u>Other Capital Projects</u> <u>Fund</u> <u>(39)</u>	<u>Debt Service</u> <u>(40)</u>	<u>Permanent</u> <u>(90)</u>	<u>Total Governmental</u> <u>Funds</u>
Assets And Deferred Outflows Of Resources					
Assets					
0100 Cash and Cash Equivalents	3,448,170		608		22,668,406
0110 Investments			1,547,822		8,923,858
0120 Taxes Receivable					1,067,376
0130 Due From Other Funds	482,694				483,871
0141 Due From Other Governments					
0142 State Revenue Receivable					2,755,819
0143 Federal Revenue Receivable					66,363
0145 Other Intergovernmental Revenue Receivable					
0146 Due from Primary Government					
0147 Due from Component Unit					
0150 Other Receivables					1,231,214
0170 Inventories					
0180 Prepaid Expenses (Expenditures)					
0190 Other Current Assets					
Total Assets	\$3,930,864		\$1,548,430		\$37,196,907
0910 Deferred Outflows of Resources					
Total Assets And Deferred Outflows Of Resources	\$3,930,864		\$1,548,430		\$37,196,907

Amounts Expressed in Whole Dollars

	<u>General Fund</u> <u>(10)</u>	<u>Public Purpose Trust</u> <u>(27)</u>	<u>Other Compt Approved</u> <u>(28)</u>	<u>Athletic / Activity</u> <u>(29)</u>	<u>Capital Reserve (690.</u> <u>1850)</u> <u>(31)</u>
Liabilities And Deferred Inflows Of Resources And Fund Balances					
Liabilities					
0400 Due to Other Funds	471,073				
0411 Due to Other Governments					
0412 Due to Primary Government					
0413 Due to Component Unit					
0420 Accounts Payable	1,828,445			6,976	
0430 Contracts Payable					
0440 Current Portion of Long-Term Debt					
0450 Short-Term Payables					
0461 Accrued Salaries and Benefits	9,119,198				
0462 Payroll Deductions and Withholding					
0480 Unearned Revenues					
0490 Other Current Liabilities	299,154				
Total Liabilities	\$11,717,870			\$6,976	
0950 Deferred Inflows of Resources	806,261				
Fund Balances					
0810 Nonspendable Fund Balance					
0820 Restricted Fund Balance					
0830 Committed Fund Balance	11,499,434				
0840 Assigned Fund Balance					
0850 Unassigned Fund Balance	7,687,072				
Total Fund Balances	\$19,186,506				
Total Liabilities, Deferred Inflows Of Resources And Fund Balances	\$31,710,637			\$6,976	

Amounts Expressed in Whole Dollars	<u>Capital Reserve (1431)</u> <u>(32)</u>	<u>Other Capital Projects</u> <u>Fund</u> <u>(39)</u>	<u>Debt Service</u> <u>(40)</u>	<u>Permanent</u> <u>(90)</u>	<u>Total Governmental</u> <u>Funds</u>
Liabilities And Deferred Inflows Of Resources And Fund Balances					
Liabilities					
0400 Due to Other Funds					471,073
0411 Due to Other Governments					
0412 Due to Primary Government					
0413 Due to Component Unit					
0420 Accounts Payable	1,975				1,837,396
0430 Contracts Payable					
0440 Current Portion of Long-Term Debt					
0450 Short-Term Payables					
0461 Accrued Salaries and Benefits					9,119,198
0462 Payroll Deductions and Withholding					
0480 Unearned Revenues					
0490 Other Current Liabilities					299,154
Total Liabilities	\$1,975				\$11,726,821
0950 Deferred Inflows of Resources					806,261
Fund Balances					
0810 Nonspendable Fund Balance					
0820 Restricted Fund Balance	3,928,889		1,548,430		5,477,319
0830 Committed Fund Balance					11,499,434
0840 Assigned Fund Balance					
0850 Unassigned Fund Balance					7,687,072
Total Fund Balances	\$3,928,889		\$1,548,430		\$24,663,825
Total Liabilities, Deferred Inflows Of Resources And Fund Balances	\$3,930,864		\$1,548,430		\$37,196,907

Amounts Expressed in Whole Dollars	<u>General Fund</u> <u>(10)</u>	<u>Public Purpose Trust</u> <u>(27)</u>	<u>Other Compt Approved</u> <u>(28)</u>	<u>Athletic / Activity</u> <u>(29)</u>	<u>Capital Reserve (690.</u> <u>1850)</u> <u>(31)</u>
Revenues					
6000 Revenue from Local Sources	77,345,414			29,991	
7000 Revenue from State Sources	14,425,515				
8000 Revenue from Federal Sources	634,343				
Total Revenues	\$92,405,272			\$29,991	
Expenditures					
1000 Instruction	52,525,747				
2000 Support Services	29,600,913				
3000 Operation of Non-Instructional Services	1,307,521			65,936	
4000 Facilities Acquisition, Construction and Improvement Services					
5110 Debt Service	6,714,443				
5130 Refund of Prior Year Revenues / Receipts	28,267				
Total Expenditures	\$90,176,891			\$65,936	
Excess (Deficiency) Of Revenues Over Expenditures	\$2,228,381			(\$35,945)	
Other Financing Sources (Uses)					
9110 Face Value of Bonds Issued					
9120 Proceeds from Refunding of Bonds					
9130 Bond Premiums					
9200 Proceeds from Extended-Term Financing					
9300 Interfund Transfers - IN				26,177	
9400 Sale of or Compensation for Loss of Fixed Assets	392				
9710 Transfers from Component Units					
9720 Transfers from Primary Governments					
9910 Other Financing Sources Not Listed in the 9000 Series					
9990 Insurance Recoveries	5,111				
5120 Debt Service – Refunded Bonds					
5150 Bond Discounts					
5200 Interfund Transfers – Out	990,890				
5300 Transfers Out to Component Units/Primary Governments					
Total Other Financing Sources (Uses)	(\$985,387)			\$26,177	

Amounts Expressed in Whole Dollars	<u>Capital Reserve (1431)</u> <u>(32)</u>	<u>Other Capital Projects</u> <u>Fund</u> <u>(39)</u>	<u>Debt Service</u> <u>(40)</u>	<u>Permanent</u> <u>(90)</u>	<u>Total Governmental</u> <u>Funds</u>
Revenues					
6000 Revenue from Local Sources	15,988		(81,403)		77,309,990
7000 Revenue from State Sources					14,425,515
8000 Revenue from Federal Sources					634,343
Total Revenues	\$15,988		(\$81,403)		\$92,369,848
Expenditures					
1000 Instruction					52,525,747
2000 Support Services					29,600,913
3000 Operation of Non-Instructional Services					1,373,457
4000 Facilities Acquisition, Construction and Improvement Services	284,316				284,316
5110 Debt Service					6,714,443
5130 Refund of Prior Year Revenues / Receipts					28,267
Total Expenditures	\$284,316				\$90,527,143
Excess (Deficiency) Of Revenues Over Expenditures	(\$268,328)		(\$81,403)		\$1,842,705
Other Financing Sources (Uses)					
9110 Face Value of Bonds Issued					
9120 Proceeds from Refunding of Bonds					
9130 Bond Premiums					
9200 Proceeds from Extended-Term Financing					
9300 Interfund Transfers - IN	723,301		241,412		990,890
9400 Sale of or Compensation for Loss of Fixed Assets					392
9710 Transfers from Component Units					
9720 Transfers from Primary Governments					
9910 Other Financing Sources Not Listed in the 9000 Series					
9990 Insurance Recoveries					5,111
5120 Debt Service – Refunded Bonds					
5150 Bond Discounts					
5200 Interfund Transfers – Out					990,890
5300 Transfers Out to Component Units/Primary Governments					
Total Other Financing Sources (Uses)	\$723,301		\$241,412		\$5,503

Amounts Expressed in Whole Dollars	<u>General Fund</u> <u>(10)</u>	<u>Public Purpose Trust</u> <u>(27)</u>	<u>Other Compt Approved</u> <u>(28)</u>	<u>Athletic / Activity</u> <u>(29)</u>	<u>Capital Reserve (690.</u> <u>1850)</u> <u>(31)</u>
Special And Extraordinary Items					
9920 Special Items – Gains					
9930 Extraordinary Items – Gains					
5520 Special Items – Losses					
5530 Extraordinary Items – Losses					
Net Change In Fund Balances	\$1,242,994			(\$9,768)	
Fund Balance					
0001 Fund Balance - Beginning of Fiscal Year	17,943,511			9,768	
Fund Balance - End Of Year	\$19,186,505				

Amounts Expressed in Whole Dollars	<u>Capital Reserve (1431)</u> <u>(32)</u>	<u>Other Capital Projects</u> <u>Fund</u> <u>(39)</u>	<u>Debt Service</u> <u>(40)</u>	<u>Permanent</u> <u>(90)</u>	<u>Total Governmental</u> <u>Funds</u>
Special And Extraordinary Items					
9920 Special Items – Gains					
9930 Extraordinary Items – Gains					
5520 Special Items – Losses					
5530 Extraordinary Items – Losses					
Net Change In Fund Balances	\$454,973		\$160,009		\$1,848,208
Fund Balance					
0001 Fund Balance - Beginning of Fiscal Year	3,473,916		1,388,421		22,815,616
Fund Balance - End Of Year	\$3,928,889		\$1,548,430		\$24,663,824

Amounts Expressed in Whole Dollars	<u>Food Service</u> <u>(51)</u>	<u>Child Care</u> <u>Operations</u> <u>(52)</u>	<u>Other Enterprise</u> <u>(58)</u>	<u>TOTAL</u>	<u>Internal Service</u> <u>(60)</u>
Assets And Deferred Outflows Of Resources					
Current Assets					
0100 Cash and Cash Equivalents	914,307			914,307	
0110 Investments					
0130 Due From Other Funds					
0141 Due From Other Governments					
0142 State Revenue Receivable	1,263			1,263	
0143 Federal Revenue Receivable	9,502			9,502	
0146 Due from Primary Government					
0147 Due from Component Unit					
0150 Other Receivables	4,023			4,023	
0170 Inventories	37,521			37,521	
0180 Prepaid Expenses (Expenditures)					3,843,050
0190 Other Current Assets					
Total Current Assets	\$966,616			\$966,616	\$3,843,050
Noncurrent Assets					
0211 Land					
0212 Site Improvements (Net)					
0220 Buildings and Building Improvements (Net)					
0230 Machinery, Equipment and Furniture (Net)	202,372			202,372	
0250 Construction in Progress					
0260 Long Term Prepayments					
0290 Other Noncurrent Assets					
Total Noncurrent Assets	\$202,372			\$202,372	
0910 Deferred Outflows of Resources	346,508			346,508	
Total Assets And Deferred Outflows Of Resources	\$1,515,496			\$1,515,496	\$3,843,050

Amounts Expressed in Whole Dollars	<u>Food Service</u> <u>(51)</u>	<u>Child Care</u> <u>Operations</u> <u>(52)</u>	<u>Other Enterprise</u> <u>(58)</u>	<u>TOTAL</u>	<u>Internal Service</u> <u>(60)</u>
Liabilities And Deferred Inflows Of Resources And Net Position					
Current Liabilities					
0400 Due to Other Funds	12,798			12,798	
0411 Due to Other Governments					
0413 Due to Component Unit					
0420 Accounts Payable	9,852			9,852	
0430 Contracts Payable					
0440 Current Portion of Long-Term Debt					
0450 Short-Term Payables					
0461 Accrued Salaries and Benefits					
0462 Payroll Deductions and Withholding					
0480 Unearned Revenues	94,871			94,871	
0490 Other Current Liabilities					
Total Current Liabilities	\$117,521			\$117,521	
Noncurrent Liabilities					
0510 Bonds Payable					
0520 Extended-Term Financing Agreements Payable					
0530 Lease-Purchase Obligations					
0540 Accumulated Compensated Absences					
0550 Authority Lease Obligations					
0560 Other Post-Employment Benefits (OPEB)					
0570 Net Pension Liability	1,607,399			1,607,399	
0599 Other Noncurrent Liabilities					
Total Noncurrent Liabilities	\$1,607,399			\$1,607,399	
Total Liabilities	\$1,724,920			\$1,724,920	
0950 Deferred Inflows of Resources	13,390			13,390	
Net Position					
0791 Net Investment in Capital Assets	202,372			202,372	
0008 Restricted Net Position (0792 – 0798)					
0799 Unrestricted Net Position	(425,186)			(425,186)	3,843,050
Total Net Position	(\$222,814)			(\$222,814)	\$3,843,050
Total Liabilities And Deferred Inflows Of Resources And Net Position	\$1,515,496			\$1,515,496	\$3,843,050

Amounts Expressed in Whole Dollars	<u>Food Service</u> <u>(51)</u>	<u>Child Care Operations</u> <u>(52)</u>	<u>Other Enterprise</u> <u>(58)</u>	<u>TOTAL</u>	<u>Internal Service</u> <u>(60)</u>
Operating Revenues					
6600 Food Service Revenue	1,388,148			1,388,148	
0071 Charges for Services					9,686,276
0072 Other Operating Revenue					
Total Operating Revenues	\$1,388,148			\$1,388,148	\$9,686,276
Operating Expenses					
100 Personnel Services – Salaries	430,740			430,740	
200 Personnel Services – Employee Benefits	393,525			393,525	7,821,515
300 Purchased Professional and Technical Services	5,591			5,591	610,932
400 Purchased Property Services	18,101			18,101	
500 Other Purchased Services	104,594			104,594	
600 Supplies	791,581			791,581	
740 Depreciation	20,566			20,566	
810 Dues and Fees					
890 Miscellaneous Expenditures					
Total Operating Expenses	\$1,764,698			\$1,764,698	\$8,432,447
Operating Income (Loss)	(\$376,550)			(\$376,550)	\$1,253,829
Non Operating Revenues (Expenses)					
6500 Earnings on Investments	6,717			6,717	26,011
6920 Contributions and Donations from Private Sources					
6930 Gains or Losses on Sale of Fixed Assets	2,114			2,114	
6991 Refunds of a Prior Year Expenditure					
7000 Revenue from State Sources	104,625			104,625	
8000 Revenue from Federal Sources	305,312			305,312	
820 Claims and Judgments Against the LEA					
830 Interest					
TOTAL Non Operating Revenues (Expenses)	\$418,768			\$418,768	\$26,011
Income (Loss) Before Contributions And Transfers	\$42,218			\$42,218	\$1,279,840

Amounts Expressed in Whole Dollars	<u>Food Service</u> <u>(51)</u>	<u>Child Care Operations</u> <u>(52)</u>	<u>Other Enterprise</u> <u>(58)</u>	<u>TOTAL</u>	<u>Internal Service</u> <u>(60)</u>
Contributions, Transfers, and Special and Extraordinary Items					
5200 Interfund Transfers – Out					
5300 Transfers Out to Component Units/Primary Governments					
5520 Special Items – Losses					
5530 Extraordinary Items – Losses					
9300 Interfund Transfers - IN					
9500 Capital Contributions					
9700 Transfers IN From Component Units/Primary Governments					
9920 Special Items – Gains					
9930 Extraordinary Items – Gains					
Change In Net Position	\$42,218			\$42,218	\$1,279,840
0002 Net Position - Beginning of Fiscal Year	(265,032)			(265,032)	2,563,210
0003 Accounting Changes / Residual Equity Transfers					
Net Position - End Of Year	(\$222,814)			(\$222,814)	\$3,843,050

Amounts Expressed in Whole Dollars	<u>Food Service</u> <u>(51)</u>	<u>Child Care Operations</u> <u>(52)</u>	<u>Other Enterprise</u> <u>(58)</u>	<u>TOTAL</u>	<u>Internal Service(60)</u>
Cash Flows From Operating Activities					
0011 Cash Receipts From Users	1,402,959			1,402,959	
0012 Cash Receipts From Assessments Made to Other Funds					9,686,276
0013 Cash Receipts From Earnings on Investments					
0014 Cash Receipts From Other Operating Revenue					
0015 Cash Payments To Employees For Services	850,518			850,518	
0016 Cash Payments For Insurance Claims					9,101,355
0017 Cash Payments To Suppliers For Goods and Services	790,408			790,408	
0018 Cash Payments For Other Operating Expenses					610,932
Net Cash Provided By (Used For) Operating Activities	(\$237,967)			(\$237,967)	(\$26,011)
Cash Flows From Non-Capital Financing Activities					
0021 Receipts From Local Sources - 6000					
0022 Receipts From State Sources - 7000	105,102			105,102	
0023 Receipts From Federal Sources -8000	229,059			229,059	
0024 Notes and Loans Received (Repaid)					
0025 Interest Paid on Notes/Loans - 5100-830					
0026 Operating Transfers In (Out)/Residual Equity Trans					
0027 Operating Transfers In (Out) Primary Government / Comp Unit					
0028 Receipts From Refund of Prior Year Expenditures - 6991					
0029 Special and Extraordinary Gains (losses)					
Net Cash Prov By (Used for) Non-Capital Financing Activities	\$334,161			\$334,161	
Cash Flows From Capital and Related Financing Activities					
0031 Payments For Fac Acq, Const, and Imp - 4000					
0032 Gain / (Loss) on Sale of Fixed Assets - 6930	2,114			2,114	
0033 Proceeds From Extended Term Financing - 9200					
0034 Principal Paid on Financing Agreements					
0035 Interest Paid on Financing Agreements - 5100-830					
0036 (Inc) Dec in Contributed Capital					
Net Cash Prov By (Used for) Capital and Related Financing Activities	\$2,114			\$2,114	
Cash Flows From Investing Activities					
0041 Earnings on Investments - 6500	6,717			6,717	26,011
0042 Purchase of Inv Securities / Deposits to Inv Pools					
0043 Receipts From Investment Pool Withdrawals					
0044 Proceeds from Sale and Maturity of Inv Securities	149,274			149,274	
0045 Loans Received (Paid)					
Net Cash Prov By (Used for) Investing Activities	\$155,991			\$155,991	\$26,011

	<u>Food Service</u> <u>(51)</u>	<u>Child Care Operations</u> <u>(52)</u>	<u>Other Enterprise</u> <u>(58)</u>	<u>TOTAL</u>	<u>Internal Service</u> <u>(60)</u>
Net Increase (Decrease) in Cash Flows	254,299			254,299	
0004 Cash and Cash Equivalents Beginning of Year	660,008			660,008	
Cash and Cash Equivalents at Year End	\$914,307			\$914,307	
<hr/>					
Reconciliation of Operating Income (Loss) To Net Cash Provided by (Used For) Operating Activities					
0005 Operating Income (Loss) per REP	(376,550)			(376,550)	1,253,829
Adjustments					
0051 Depreciation and Net Amortization	20,566			20,566	
0052 Provision for Uncollectible Accounts					
0053 Other Adjustments	79,691			79,691	
Effect of Changes in Assets, Liabilities, Deferred Outflows and Deferred Inflows					
0054 (Inc) Dec In Accounts Receivable (0120-0150)	1,169			1,169	
0055 Advances to Other Funds (0160)					
0056 (Inc) Dec in Inventories (0170)	(5,960)			(5,960)	
0057 (Inc) Dec in Prepaid Expenses (0180)					(1,279,840)
0058 (Inc) Dec in Other Current or Noncurrent Assets					
0064 Deferred Outflows (0910)	(172,292)			(172,292)	
0059 Inc (Dec) in Accounts Payable (0400-0450)	(4,382)			(4,382)	
0060 Inc (Dec) in Accrued Salaries/Benefits (0461)					
0065 Inc (Dec) in Net Pension Liabilities (0570)	234,731			234,731	
0066 Inc (Dec) in Other Postemp Benefit Oblig (0560)					
0061 Inc (Dec) in Payroll Deductions/Withholding (0462)					
0062 Inc (Dec) in Unearned Revenue (0480)	13,642			13,642	
0063 Inc (Dec) in Other Current or Noncurrent Liabilities	(41,972)			(41,972)	
0067 Deferred Inflows (0950)	13,390			13,390	
Total Adjustments	\$138,583			\$138,583	(\$1,279,840)
Cash Provided By (Used for) Total	(\$237,967)			(\$237,967)	(\$26,011)

COMBINED STATEMENT OF CASH FLOWS
SCHEDULE OF NONCASH INVESTING, CAPITAL, AND FINANCING ACTIVITIES

Explanation of Transaction and Balance Sheet Effect	Amount
USDA donated commodities	7,969,100
Total	\$7,969,100

LEA : 125237603 Radnor Township SD

Printed 4/9/2018 11:01:57 AM

Amounts Expressed in Whole Dollars

Private Purpose Trust
(71)

Investment Trust
(72)

Pension Trust
(73)

Activity
(81)

Assets And Deferred Outflows Of Resources

Assets

0100 Cash and Cash Equivalents	70,981			54,064
0110 Investments	290,000			
0130 Due From Other Funds				
0147 Due from Component Unit				
0150 Other Receivables				
0170 Inventories				
0180 Prepaid Expenses (Expenditures)				
0190 Other Current Assets				
0220 Buildings and Building Improvements (Net)				
0230 Machinery, Equipment and Furniture (Net)				

Total Assets	\$360,981			\$54,064
---------------------	------------------	--	--	-----------------

0910 Deferred Outflows of Resources

Total Assets And Deferred Outflows Of Resources	\$360,981			\$54,064
--	------------------	--	--	-----------------

LEA : 125237603 Radnor Township SD

Printed 4/9/2018 11:01:57 AM

Amounts Expressed in Whole Dollars

	<u>Other Agency</u> <u>(89)</u>	<u>Discrete Component Units</u> <u>(98)</u>	<u>Discrete Component Units</u> <u>(99)</u>	<u>Total Fiduciary Funds</u>
Assets And Deferred Outflows Of Resources				
Assets				
0100 Cash and Cash Equivalents				125,045
0110 Investments				290,000
0130 Due From Other Funds				
0147 Due from Component Unit				
0150 Other Receivables				
0170 Inventories				
0180 Prepaid Expenses (Expenditures)				
0190 Other Current Assets				
0220 Buildings and Building Improvements (Net)				
0230 Machinery, Equipment and Furniture (Net)				
Total Assets				\$415,045
0910 Deferred Outflows of Resources				
Total Assets And Deferred Outflows Of Resources				\$415,045

LEA : 125237603 Radnor Township SD

Printed 4/9/2018 11:01:57 AM

Amounts Expressed in Whole Dollars	<u>Private Purpose Trust</u> (71)	<u>Investment Trust</u> (72)	<u>Pension Trust</u> (73)	<u>Activity</u> (81)
Liabilities, Deferred Inflows Of Resources And Net Position				
Liabilities				
0400 Due to Other Funds				
0411 Due to Other Governments				
0412 Due to Primary Government				
0413 Due to Component Unit				
0420 Accounts Payable	1,000			
0430 Contracts Payable				
0450 Short-Term Payables				
0461 Accrued Salaries and Benefits				
0462 Payroll Deductions and Withholding				
0480 Unearned Revenues				
0490 Other Current Liabilities				
Total Liabilities	\$1,000			
0950 Deferred Inflows of Resources				54,064
Net Position				
0791 Net Investment in Capital Assets				
0009 Restricted Net Position (0792 – 0798)	359,981			
0799 Unrestricted Net Position				
Total Net Position	\$359,981			
Total Liabilities, Deferred Inflows Of Resources And Net Position	\$360,981			\$54,064

Amounts Expressed in Whole Dollars	<u>Private Purpose Trust</u> (71)	<u>Investment Trust</u> (72)	<u>Pension Trust</u> (73)	<u>Discrete Component</u> <u>Units</u> (98)	<u>Discrete Component</u> <u>Units</u> (99)	<u>Total Fiduciary</u> <u>Funds</u>
Additions						
0091 Gifts and Contributions	8,568					8,568
0092 Other Additions						
Deductions						
0093 Scholarships Awarded	11,600					11,600
0094 Other Deductions						
Change In Net Position	(\$3,032)					(\$3,032)
0006 Net Position – Beginning of Fiscal Year	363,013					363,013
0007 Net Position Held in Trust for Pension Benefits						
Net Position - End of Fiscal Year	\$359,981					\$359,981

	<u>Revenue Reported In Current Year</u>	<u>Current Year Tax Accrual</u>	<u>Prior Year Tax Accrual</u>	<u>Taxes Collected In Current Year</u>
<u>Revenue from Local Sources</u>				
6111 Current Real Estate Taxes	70,490,026.67			70,490,026.67
6112 Interim Real Estate Taxes	567,415.09			567,415.09
6113 Public Utility Realty Taxes	78,020.28			78,020.28
6114 Payments in Lieu of Current Taxes - State / Local	206,945.51			206,945.51
6143 Current Act 511 Local Services Taxes	101,206.96			101,206.96
6153 Current Act 511 Real Estate Transfer Taxes	1,721,061.23			1,721,061.23
6411 Delinquent Real Estate Taxes	779,276.55			779,276.55
6500 Earnings on Investments	181,890.04			
6700 Revenues from LEA Activities	27,258.00			
6832 Federal IDEA Revenue Received as Pass Through	474,619.00			
6910 Rentals	170,690.28			
6920 Contributions and Donations from Private Sources	80,851.20			
6944 Receipts from Other LEAs in Pennsylvania - Education	2,307,298.18			
6991 Refunds of a Prior Year Expenditure	1,567.42			
6999 Other Revenues Not Specified Above	157,287.59			
TOTAL Revenue from Local Sources	\$77,345,414.00			\$73,943,952.29

**Revenue Reported
In Current Year**

Revenue from State Sources

7110 Basic Education Funding	2,047,950.19		
7160 Tuition for Orphans Subsidy	207,917.21		
7271 Special Education funds for School-Aged Pupils	1,866,842.94		
7311 Pupil Transportation Subsidy	427,439.20		
7312 Nonpublic and Charter School Pupil Transportation Subsidy	423,115.00		
7320 Rental and Sinking Fund Payments / Building Reimbursement Subsidy	107,702.75		
7330 Health Services (Medical, Dental, Nurse, Act 25)	132,045.40		
7340 State Property Tax Reduction Allocation	1,453,236.65		
7505 Ready to Learn Block Grant	131,034.00		
7599 Other State Revenue Not Listed Elsewhere in the 7000 Series	21,673.20		
7810 State Share of Social Security and Medicare Taxes	1,546,852.08		
7820 State Share of Retirement Contributions	6,059,706.52		
TOTAL Revenue from State Sources	\$14,425,515.14		

**Revenue Reported
In Current Year**

Revenue from Federal Sources

8514 NCLB, Title I - Improving the Academic Achievement of the Disadvantaged	268,531.04		
8515 NCLB, Title II - Preparing, Training and Recruiting High Quality Teachers and Principals	90,930.91		
8516 NCLB, Title III - Language Instruction for Limited English Proficient and Immigrant Students	25,885.84		
8731 ARRA - Build America Bonds	78,246.00		
8732 ARRA - Qualified School Construction Bonds (QSCB)	168,962.18		
8810 School-Based Access Medicaid Reimbursement Program (SBAP) Reimbursements (Access)	1,786.64		
TOTAL Revenue from Federal Sources	\$634,342.61		

Revenue Reported
In Current Year

Other Financing Sources

9400 Sale of or Compensation for Loss of Fixed Assets	392.45		
9990 Insurance Recoveries	5,111.02		
TOTAL Other Financing Sources	\$5,503.47		
TOTAL FROM ALL SOURCES	\$92,410,775.22		\$73,943,952.29

Revenue from Local Sources	77,345,414.00
Revenue from State Sources	14,425,515.14
Revenue from Federal Sources	634,342.61
Other Financing Sources	5,503.47
TOTAL FROM ALL SOURCES	\$92,410,775.22

General Fund (10)

	<u>Total</u>
1000 Instruction	
100 Personnel Services – Salaries	
100 Personnel Services – Salaries	26,197,145.42
Total Personnel Services – Salaries	\$26,197,145.42
200 Personnel Services – Employee Benefits	
210 Group Insurance – Contracted Provider	3,813,180.16
220 Social Security Contributions	1,951,221.78
230 PSERS Retirement Contributions	7,868,706.70
250 Unemployment Compensation	16,672.18
260 Workers’ Compensation	235,409.90
270 Group Insurance – Self-Insurance	1,264,659.24
Total Personnel Services – Employee Benefits	\$15,149,849.96
300 Purchased Professional and Technical Services	
322 Professional Educational Services – Ius	894,767.00
324 Professional Educational Services – Employee Training and Development Services	2,480.24
329 Professional Educational Services – Other	864,176.45
330 Other Professional Services	922,691.62
390 Other Purchased Professional and Technical Services	112,996.15
Total Purchased Professional and Technical Services	\$2,797,111.46
400 Purchased Property Services	
430 Repairs and Maintenance Services	274,217.88
Total Purchased Property Services	\$274,217.88
500 Other Purchased Services	
530 Communications	47.43
550 Printing and Binding	5,988.71
561 Tuition To Other School Districts Within the State	17,211.27
562 Tuition To Pennsylvania Charter Schools	210,036.14
563 Tuition To Nonpublic Schools	4,232,313.42
564 Tuition To Career and Technology Centers	199,269.83
566 Tuition To Institutions of Higher Education and Technical Institutes	1,122,702.00
567 Tuition To Approved Private Schools (APS) and PA Chartered Schools for the Deaf and Blind	393,668.93
568 Tuition To Private Residential Rehabilitative Institutions (PRRI) [In-State] and Detention Centers	11,023.64
580 Travel	4,549.94
Total Other Purchased Services	\$6,196,811.31
600 Supplies	
610 General Supplies	876,423.27
630 Food	9,093.07
640 Books and Periodicals	392,803.23
Total Supplies	\$1,278,319.57
700 Property	
752 Capital Equipment – Original and Additional	47,748.93
756 Capitalized Technology Hardware and Equipment – Original	342,702.07
762 Capitalized Equipment - Replacement	2,327.60
766 Capitalized Technology Hardware and Equipment – Replacement	235,397.65

General Fund (10)

1000 Instruction	<u>Total</u>
Total Property	\$628,176.25
800 <u>Other Objects</u>	
810 Dues and Fees	4,115.30
Total Other Objects	\$4,115.30
Total 1000 Instruction	\$52,525,747.15

General Fund (10)

1100 Regular Programs – Elementary / Secondary

	<u>Elementary</u>	<u>Secondary</u>	<u>Federal</u>	<u>Total</u>
100 Personnel Services – Salaries				
100 Personnel Services – Salaries	10,796,709.05	10,364,098.64	226,234.25	21,387,041.94
Total Personnel Services – Salaries	\$10,796,709.05	\$10,364,098.64	\$226,234.25	\$21,387,041.94
200 Personnel Services – Employee Benefits				
210 Group Insurance – Contracted Provider	1,460,713.00	1,657,812.58	20,655.34	3,139,180.92
220 Social Security Contributions	808,950.30	776,718.22	13,389.16	1,599,057.68
230 PSERS Retirement Contributions	3,257,393.75	3,129,218.71	52,924.35	6,439,536.81
250 Unemployment Compensation	7,568.12	7,545.59		15,113.71
260 Workers' Compensation	97,166.27	94,048.36	1,502.99	192,717.62
270 Group Insurance – Self-Insurance	510,879.48	555,832.52	5,226.84	1,071,938.84
Total Personnel Services – Employee Benefits	\$6,142,670.92	\$6,221,175.98	\$93,698.68	\$12,457,545.58
300 Purchased Professional and Technical Services				
322 Professional Educational Services – lus			2,983.00	2,983.00
324 Professional Educational Services – Employee Training and Development Services	312.31	1,967.93		2,280.24
329 Professional Educational Services – Other	438,136.80	385,674.65	40,365.00	864,176.45
330 Other Professional Services	675.29	8,671.03		9,346.32
Total Purchased Professional and Technical Services	\$439,124.40	\$396,313.61	\$43,348.00	\$878,786.01
400 Purchased Property Services				
430 Repairs and Maintenance Services	167,654.17	99,923.71		267,577.88
Total Purchased Property Services	\$167,654.17	\$99,923.71		\$267,577.88
500 Other Purchased Services				
550 Printing and Binding	2,249.01	3,739.70		5,988.71
562 Tuition To Pennsylvania Charter Schools	13,366.75	92,551.94		105,918.69
580 Travel	2,690.22	1,783.78		4,474.00
Total Other Purchased Services	\$18,305.98	\$98,075.42		\$116,381.40
600 Supplies				
610 General Supplies	508,835.60	341,558.93	1,085.22	851,479.75
630 Food	1,304.73	7,367.34		8,672.07
640 Books and Periodicals	187,401.40	162,839.74		350,241.14
Total Supplies	\$697,541.73	\$511,766.01	\$1,085.22	\$1,210,392.96
700 Property				
752 Capital Equipment – Original and Additional	25,053.89	22,515.05		47,568.94
756 Capitalized Technology Hardware and Equipment – Original	112,231.90	230,470.17		342,702.07
766 Capitalized Technology Hardware and Equipment – Replacement	42,435.84	192,961.81		235,397.65
Total Property	\$179,721.63	\$445,947.03		\$625,668.66
800 Other Objects				
810 Dues and Fees	44.22	3,652.08		3,696.30
Total Other Objects	\$44.22	\$3,652.08		\$3,696.30
Total 1100 Regular Programs – Elementary / Secondary	\$18,441,772.10	\$18,140,952.48	\$364,366.15	\$36,947,090.73

General Fund (10)

	<u>Elementary</u>	<u>Secondary</u>	<u>Federal</u>	<u>Total</u>
1110 Regular Programs				
100 Personnel Services – Salaries				
100 Personnel Services – Salaries	10,796,709.05	10,364,098.64		21,160,807.69
Total Personnel Services – Salaries	\$10,796,709.05	\$10,364,098.64		\$21,160,807.69
200 Personnel Services – Employee Benefits				
210 Group Insurance – Contracted Provider	1,460,713.00	1,657,812.58		3,118,525.58
220 Social Security Contributions	808,950.30	776,718.22		1,585,668.52
230 PSERS Retirement Contributions	3,257,393.75	3,129,218.71		6,386,612.46
250 Unemployment Compensation	7,568.12	7,545.59		15,113.71
260 Workers' Compensation	97,166.27	94,048.36		191,214.63
270 Group Insurance – Self-Insurance	510,879.48	555,832.52		1,066,712.00
Total Personnel Services – Employee Benefits	\$6,142,670.92	\$6,221,175.98		\$12,363,846.90
300 Purchased Professional and Technical Services				
324 Professional Educational Services – Employee Training and Development Services	312.31	1,967.93		2,280.24
329 Professional Educational Services – Other	438,136.80	385,674.65		823,811.45
330 Other Professional Services	675.29	8,671.03		9,346.32
Total Purchased Professional and Technical Services	\$439,124.40	\$396,313.61		\$835,438.01
400 Purchased Property Services				
430 Repairs and Maintenance Services	167,654.17	99,923.71		267,577.88
Total Purchased Property Services	\$167,654.17	\$99,923.71		\$267,577.88
500 Other Purchased Services				
550 Printing and Binding	2,249.01	3,739.70		5,988.71
562 Tuition To Pennsylvania Charter Schools	13,366.75	92,551.94		105,918.69
580 Travel	2,690.22	1,783.78		4,474.00
Total Other Purchased Services	\$18,305.98	\$98,075.42		\$116,381.40
600 Supplies				
610 General Supplies	508,835.60	341,558.93		850,394.53
630 Food	1,304.73	7,367.34		8,672.07
640 Books and Periodicals	187,401.40	162,839.74		350,241.14
Total Supplies	\$697,541.73	\$511,766.01		\$1,209,307.74
700 Property				
752 Capital Equipment – Original and Additional	25,053.89	22,515.05		47,568.94
756 Capitalized Technology Hardware and Equipment – Original	112,231.90	230,470.17		342,702.07
766 Capitalized Technology Hardware and Equipment – Replacement	42,435.84	192,961.81		235,397.65
Total Property	\$179,721.63	\$445,947.03		\$625,668.66
800 Other Objects				
810 Dues and Fees	44.22	3,652.08		3,696.30
Total Other Objects	\$44.22	\$3,652.08		\$3,696.30
Total 1110 Regular Programs	\$18,441,772.10	\$18,140,952.48		\$36,582,724.58

General Fund (10)

	<u>Elementary</u>	<u>Secondary</u>	<u>Federal</u>	<u>Total</u>
1190 Federally-Funded Regular Programs				
100 Personnel Services – Salaries				
100 Personnel Services – Salaries			226,234.25	226,234.25
Total Personnel Services – Salaries			\$226,234.25	\$226,234.25
200 Personnel Services – Employee Benefits				
210 Group Insurance – Contracted Provider			20,655.34	20,655.34
220 Social Security Contributions			13,389.16	13,389.16
230 PSERS Retirement Contributions			52,924.35	52,924.35
260 Workers' Compensation			1,502.99	1,502.99
270 Group Insurance – Self-Insurance			5,226.84	5,226.84
Total Personnel Services – Employee Benefits			\$93,698.68	\$93,698.68
300 Purchased Professional and Technical Services				
322 Professional Educational Services – lus			2,983.00	2,983.00
329 Professional Educational Services – Other			40,365.00	40,365.00
Total Purchased Professional and Technical Services			\$43,348.00	\$43,348.00
600 Supplies				
610 General Supplies			1,085.22	1,085.22
Total Supplies			\$1,085.22	\$1,085.22
Total 1190 Federally-Funded Regular Programs			\$364,366.15	\$364,366.15

General Fund (10)

1200 Special Programs – Elementary / Secondary

	<u>Elementary</u>	<u>Secondary</u>	<u>Federal</u>	<u>Total</u>
100 Personnel Services – Salaries				
100 Personnel Services – Salaries	2,591,545.08	2,216,285.90		4,807,830.98
Total Personnel Services – Salaries	\$2,591,545.08	\$2,216,285.90		\$4,807,830.98
200 Personnel Services – Employee Benefits				
210 Group Insurance – Contracted Provider	369,971.59	304,027.65		673,999.24
220 Social Security Contributions	187,451.71	164,544.11		351,995.82
230 PSERS Retirement Contributions	773,829.51	654,657.95		1,428,487.46
250 Unemployment Compensation	852.31	706.16		1,558.47
260 Workers' Compensation	22,984.04	19,687.80		42,671.84
270 Group Insurance – Self-Insurance	97,440.78	95,279.62		192,720.40
Total Personnel Services – Employee Benefits	\$1,452,529.94	\$1,238,903.29		\$2,691,433.23
300 Purchased Professional and Technical Services				
322 Professional Educational Services – Ius	246,056.61	283,659.39	362,068.00	891,784.00
324 Professional Educational Services – Employee Training and Development Services		200.00		200.00
330 Other Professional Services	440,265.15	340,929.15	112,551.00	893,745.30
390 Other Purchased Professional and Technical Services	71,812.10	41,184.05		112,996.15
Total Purchased Professional and Technical Services	\$758,133.86	\$665,972.59	\$474,619.00	\$1,898,725.45
400 Purchased Property Services				
430 Repairs and Maintenance Services		6,640.00		6,640.00
Total Purchased Property Services		\$6,640.00		\$6,640.00
500 Other Purchased Services				
530 Communications		47.43		47.43
561 Tuition To Other School Districts Within the State	8,377.48	8,833.79		17,211.27
562 Tuition To Pennsylvania Charter Schools	27,966.56	76,150.89		104,117.45
563 Tuition To Nonpublic Schools	1,475,176.62	2,757,136.80		4,232,313.42
567 Tuition To Approved Private Schools (APS) and PA Chartered Schools for the Deaf and Blind	196,834.47	196,834.46		393,668.93
580 Travel		75.94		75.94
Total Other Purchased Services	\$1,708,355.13	\$3,039,079.31		\$4,747,434.44
600 Supplies				
610 General Supplies	16,600.25	8,343.27		24,943.52
630 Food	251.00	170.00		421.00
640 Books and Periodicals	22,485.63	20,076.46		42,562.09
Total Supplies	\$39,336.88	\$28,589.73		\$67,926.61
700 Property				
752 Capital Equipment – Original and Additional	179.99			179.99
762 Capitalized Equipment - Replacement		2,327.60		2,327.60
Total Property	\$179.99	\$2,327.60		\$2,507.59
800 Other Objects				
810 Dues and Fees	34.50	384.50		419.00
Total Other Objects	\$34.50	\$384.50		\$419.00
Total 1200 Special Programs – Elementary / Secondary	\$6,550,115.38	\$7,198,182.92	\$474,619.00	\$14,222,917.30

General Fund (10)

1210 Life Skills Support

	<u>Elementary</u>	<u>Secondary</u>	<u>Federal</u>	<u>Total</u>
100 Personnel Services – Salaries				
100 Personnel Services – Salaries	142,240.90	127,258.18		269,499.08
Total Personnel Services – Salaries	\$142,240.90	\$127,258.18		\$269,499.08
200 Personnel Services – Employee Benefits				
210 Group Insurance – Contracted Provider	21,193.28	25,585.55		46,778.83
220 Social Security Contributions	10,516.90	9,467.11		19,984.01
230 PSERS Retirement Contributions	42,437.59	38,072.57		80,510.16
250 Unemployment Compensation	44.28	40.21		84.49
260 Workers' Compensation	1,280.21	1,145.27		2,425.48
270 Group Insurance – Self-Insurance	7,915.51	7,767.77		15,683.28
Total Personnel Services – Employee Benefits	\$83,387.77	\$82,078.48		\$165,466.25
300 Purchased Professional and Technical Services				
322 Professional Educational Services – lus		13,890.80	49,819.56	63,710.36
330 Other Professional Services		35,015.00		35,015.00
Total Purchased Professional and Technical Services		\$48,905.80	\$49,819.56	\$98,725.36
Total 1210 Life Skills Support	\$225,628.67	\$258,242.46	\$49,819.56	\$533,690.69

General Fund (10)

	<u>Elementary</u>	<u>Secondary</u>	<u>Federal</u>	<u>Total</u>
1220 Sensory Support				
100 Personnel Services – Salaries				
100 Personnel Services – Salaries	179,068.90			179,068.90
Total Personnel Services – Salaries	\$179,068.90			\$179,068.90
200 Personnel Services – Employee Benefits				
210 Group Insurance – Contracted Provider	24,850.24			24,850.24
220 Social Security Contributions	13,432.15			13,432.15
230 PSERS Retirement Contributions	53,406.51			53,406.51
250 Unemployment Compensation	56.02			56.02
260 Workers' Compensation	1,611.61			1,611.61
270 Group Insurance – Self-Insurance	6,953.08			6,953.08
Total Personnel Services – Employee Benefits	\$100,309.61			\$100,309.61
300 Purchased Professional and Technical Services				
322 Professional Educational Services – Ius	26,095.96	29,353.97	187,416.44	242,866.37
330 Other Professional Services	133,231.48	61,208.10	112,551.00	306,990.58
Total Purchased Professional and Technical Services	\$159,327.44	\$90,562.07	\$299,967.44	\$549,856.95
Total 1220 Sensory Support	\$438,705.95	\$90,562.07	\$299,967.44	\$829,235.46

General Fund (10)

1230 Emotional Support

	<u>Elementary</u>	<u>Secondary</u>	<u>Federal</u>	<u>Total</u>
100 Personnel Services – Salaries				
100 Personnel Services – Salaries	62,551.99	286,900.77		349,452.76
Total Personnel Services – Salaries	\$62,551.99	\$286,900.77		\$349,452.76
200 Personnel Services – Employee Benefits				
210 Group Insurance – Contracted Provider	5,198.60	36,545.23		41,743.83
220 Social Security Contributions	4,735.23	21,265.46		26,000.69
230 PSERS Retirement Contributions	18,428.78	84,890.36		103,319.14
250 Unemployment Compensation	19.25	97.02		116.27
260 Workers' Compensation	563.15	2,582.01		3,145.16
270 Group Insurance – Self-Insurance	1,850.03	13,057.92		14,907.95
Total Personnel Services – Employee Benefits	\$30,795.04	\$158,438.00		\$189,233.04
300 Purchased Professional and Technical Services				
322 Professional Educational Services – Ius	100,904.93	153,592.12	118,618.00	373,115.05
330 Other Professional Services	137,249.27	94,480.91		231,730.18
390 Other Purchased Professional and Technical Services	33,948.10	1,740.00		35,688.10
Total Purchased Professional and Technical Services	\$272,102.30	\$249,813.03	\$118,618.00	\$640,533.33
500 Other Purchased Services				
561 Tuition To Other School Districts Within the State		7,985.64		7,985.64
563 Tuition To Nonpublic Schools	619,356.67	1,755,129.30		2,374,485.97
Total Other Purchased Services	\$619,356.67	\$1,763,114.94		\$2,382,471.61
600 Supplies				
610 General Supplies	131.22			131.22
Total Supplies	\$131.22			\$131.22
Total 1230 Emotional Support	\$984,937.22	\$2,458,266.74	\$118,618.00	\$3,561,821.96

General Fund (10)

1240 Academic Support

	<u>Elementary</u>	<u>Secondary</u>	<u>Federal</u>	<u>Total</u>
100 Personnel Services – Salaries				
100 Personnel Services – Salaries	2,207,683.29	1,781,199.58		3,988,882.87
Total Personnel Services – Salaries	\$2,207,683.29	\$1,781,199.58		\$3,988,882.87
200 Personnel Services – Employee Benefits				
210 Group Insurance – Contracted Provider	318,729.47	236,265.50		554,994.97
220 Social Security Contributions	158,767.43	132,291.11		291,058.54
230 PSERS Retirement Contributions	659,556.63	525,410.56		1,184,967.19
250 Unemployment Compensation	732.76	562.05		1,294.81
260 Workers' Compensation	19,529.07	15,772.17		35,301.24
270 Group Insurance – Self-Insurance	80,722.16	74,453.93		155,176.09
Total Personnel Services – Employee Benefits	\$1,238,037.52	\$984,755.32		\$2,222,792.84
300 Purchased Professional and Technical Services				
322 Professional Educational Services – Ius	56,807.36	86,822.50	4,000.00	147,629.86
324 Professional Educational Services – Employee Training and Development Services		200.00		200.00
330 Other Professional Services	167,396.69	150,225.14		317,621.83
390 Other Purchased Professional and Technical Services	37,864.00	39,444.05		77,308.05
Total Purchased Professional and Technical Services	\$262,068.05	\$276,691.69	\$4,000.00	\$542,759.74
400 Purchased Property Services				
430 Repairs and Maintenance Services		6,640.00		6,640.00
Total Purchased Property Services		\$6,640.00		\$6,640.00
500 Other Purchased Services				
530 Communications		47.43		47.43
561 Tuition To Other School Districts Within the State	8,377.48	848.15		9,225.63
562 Tuition To Pennsylvania Charter Schools	27,966.56	76,150.89		104,117.45
563 Tuition To Nonpublic Schools	175,392.35	100,795.00		276,187.35
580 Travel		75.94		75.94
Total Other Purchased Services	\$211,736.39	\$177,917.41		\$389,653.80
600 Supplies				
610 General Supplies	16,469.03	8,343.27		24,812.30
630 Food	251.00	170.00		421.00
640 Books and Periodicals	22,485.63	20,076.46		42,562.09
Total Supplies	\$39,205.66	\$28,589.73		\$67,795.39
700 Property				
752 Capital Equipment – Original and Additional	179.99			179.99
762 Capitalized Equipment - Replacement		2,327.60		2,327.60
Total Property	\$179.99	\$2,327.60		\$2,507.59
800 Other Objects				
810 Dues and Fees	34.50	384.50		419.00
Total Other Objects	\$34.50	\$384.50		\$419.00
Total 1240 Academic Support	\$3,958,945.40	\$3,258,505.83	\$4,000.00	\$7,221,451.23

General Fund (10)

	<u>Elementary</u>	<u>Secondary</u>	<u>Federal</u>	<u>Total</u>
1241 Learning Support – Public				
100 Personnel Services – Salaries				
100 Personnel Services – Salaries	1,957,035.57	1,230,144.11		3,187,179.68
Total Personnel Services – Salaries	\$1,957,035.57	\$1,230,144.11		\$3,187,179.68
200 Personnel Services – Employee Benefits				
210 Group Insurance – Contracted Provider	269,215.35	137,991.98		407,207.33
220 Social Security Contributions	140,310.15	91,929.08		232,239.23
230 PSERS Retirement Contributions	584,518.21	361,064.39		945,582.60
250 Unemployment Compensation	643.73	402.13		1,045.86
260 Workers' Compensation	17,273.04	10,817.89		28,090.93
270 Group Insurance – Self-Insurance	63,833.70	44,091.94		107,925.64
Total Personnel Services – Employee Benefits	\$1,075,794.18	\$646,297.41		\$1,722,091.59
300 Purchased Professional and Technical Services				
322 Professional Educational Services – lus	56,807.36	86,822.50	4,000.00	147,629.86
330 Other Professional Services	167,396.69	150,225.14		317,621.83
390 Other Purchased Professional and Technical Services	37,864.00	39,444.05		77,308.05
Total Purchased Professional and Technical Services	\$262,068.05	\$276,491.69	\$4,000.00	\$542,559.74
400 Purchased Property Services				
430 Repairs and Maintenance Services		6,640.00		6,640.00
Total Purchased Property Services		\$6,640.00		\$6,640.00
500 Other Purchased Services				
530 Communications		47.43		47.43
561 Tuition To Other School Districts Within the State	8,377.48	848.15		9,225.63
562 Tuition To Pennsylvania Charter Schools	27,966.56	76,150.89		104,117.45
563 Tuition To Nonpublic Schools	175,392.35	100,795.00		276,187.35
580 Travel		51.10		51.10
Total Other Purchased Services	\$211,736.39	\$177,892.57		\$389,628.96
600 Supplies				
610 General Supplies	15,616.68	8,179.67		23,796.35
630 Food	251.00	170.00		421.00
640 Books and Periodicals	21,617.89	20,056.51		41,674.40
Total Supplies	\$37,485.57	\$28,406.18		\$65,891.75
700 Property				
752 Capital Equipment – Original and Additional	179.99			179.99
762 Capitalized Equipment - Replacement		2,327.60		2,327.60
Total Property	\$179.99	\$2,327.60		\$2,507.59
800 Other Objects				
810 Dues and Fees		350.00		350.00
Total Other Objects		\$350.00		\$350.00
Total 1241 Learning Support – Public	\$3,544,299.75	\$2,368,549.56	\$4,000.00	\$5,916,849.31

General Fund (10)

	<u>Elementary</u>	<u>Secondary</u>	<u>Federal</u>	<u>Total</u>
1243 Gifted Support				
100 Personnel Services – Salaries				
100 Personnel Services – Salaries	250,647.72	551,055.47		801,703.19
Total Personnel Services – Salaries	\$250,647.72	\$551,055.47		\$801,703.19
200 Personnel Services – Employee Benefits				
210 Group Insurance – Contracted Provider	49,514.12	98,273.52		147,787.64
220 Social Security Contributions	18,457.28	40,362.03		58,819.31
230 PSERS Retirement Contributions	75,038.42	164,346.17		239,384.59
250 Unemployment Compensation	89.03	159.92		248.95
260 Workers' Compensation	2,256.03	4,954.28		7,210.31
270 Group Insurance – Self-Insurance	16,888.46	30,361.99		47,250.45
Total Personnel Services – Employee Benefits	\$162,243.34	\$338,457.91		\$500,701.25
300 Purchased Professional and Technical Services				
324 Professional Educational Services – Employee Training and Development Services		200.00		200.00
Total Purchased Professional and Technical Services		\$200.00		\$200.00
500 Other Purchased Services				
580 Travel		24.84		24.84
Total Other Purchased Services		\$24.84		\$24.84
600 Supplies				
610 General Supplies	852.35	163.60		1,015.95
640 Books and Periodicals	867.74	19.95		887.69
Total Supplies	\$1,720.09	\$183.55		\$1,903.64
800 Other Objects				
810 Dues and Fees	34.50	34.50		69.00
Total Other Objects	\$34.50	\$34.50		\$69.00
Total 1243 Gifted Support	\$414,645.65	\$889,956.27		\$1,304,601.92

General Fund (10)

1270 Multi-Handicapped Support

	<u>Elementary</u>	<u>Secondary</u>	<u>Federal</u>	<u>Total</u>
100 Personnel Services – Salaries				
100 Personnel Services – Salaries		20,927.37		20,927.37
Total Personnel Services – Salaries		\$20,927.37		\$20,927.37
200 Personnel Services – Employee Benefits				
210 Group Insurance – Contracted Provider		5,631.37		5,631.37
220 Social Security Contributions		1,520.43		1,520.43
230 PSERS Retirement Contributions		6,284.46		6,284.46
250 Unemployment Compensation		6.88		6.88
260 Workers' Compensation		188.35		188.35
Total Personnel Services – Employee Benefits		\$13,631.49		\$13,631.49
300 Purchased Professional and Technical Services				
330 Other Professional Services	2,387.71			2,387.71
Total Purchased Professional and Technical Services	\$2,387.71			\$2,387.71
500 Other Purchased Services				
563 Tuition To Nonpublic Schools	680,427.60	901,212.50		1,581,640.10
Total Other Purchased Services	\$680,427.60	\$901,212.50		\$1,581,640.10
Total 1270 Multi-Handicapped Support	\$682,815.31	\$935,771.36		\$1,618,586.67

General Fund (10)

1280 Early Intervention Support

300 Purchased Professional and Technical Services

	<u>Elementary</u>	<u>Secondary</u>	<u>Federal</u>	<u>Total</u>
322 Professional Educational Services – lus	62,248.36		2,214.00	64,462.36
Total Purchased Professional and Technical Services	\$62,248.36		\$2,214.00	\$64,462.36
Total 1280 Early Intervention Support	\$62,248.36		\$2,214.00	\$64,462.36

General Fund (10)

1290 Special Programs - Other Support

500 Other Purchased Services

567 Tuition To Approved Private Schools (APS) and PA Chartered Schools for the Deaf and Blind

Total Other Purchased Services

Total 1290 Special Programs - Other Support

	<u>Elementary</u>	<u>Secondary</u>	<u>Federal</u>	<u>Total</u>
567 Tuition To Approved Private Schools (APS) and PA Chartered Schools for the Deaf and Blind	196,834.47	196,834.46		393,668.93
Total Other Purchased Services	\$196,834.47	\$196,834.46		\$393,668.93
Total 1290 Special Programs - Other Support	\$196,834.47	\$196,834.46		\$393,668.93

General Fund (10)

1300 Vocational Education

500 Other Purchased Services

564 Tuition To Career and Technology Centers

Total Other Purchased Services

Total 1300 Vocational Education

<u>Elementary</u>	<u>Secondary</u>	<u>Federal</u>	<u>Total</u>
	199,269.83		199,269.83
	\$199,269.83		\$199,269.83
	\$199,269.83		\$199,269.83

General Fund (10)

	<u>Elementary</u>	<u>Secondary</u>	<u>Federal</u>	<u>Total</u>
1400 Other Instructional Programs – Elementary / Secondary				
100 Personnel Services – Salaries				
100 Personnel Services – Salaries	675.00	1,597.50		2,272.50
Total Personnel Services – Salaries	\$675.00	\$1,597.50		\$2,272.50
200 Personnel Services – Employee Benefits				
220 Social Security Contributions	51.20	117.08		168.28
230 PSERS Retirement Contributions	202.70	479.73		682.43
260 Workers’ Compensation	6.08	14.36		20.44
Total Personnel Services – Employee Benefits	\$259.98	\$611.17		\$871.15
300 Purchased Professional and Technical Services				
330 Other Professional Services	19,600.00			19,600.00
Total Purchased Professional and Technical Services	\$19,600.00			\$19,600.00
500 Other Purchased Services				
568 Tuition To Private Residential Rehabilitative Institutions (PRRI) [In-State] and Detention Centers		11,023.64		11,023.64
Total Other Purchased Services		\$11,023.64		\$11,023.64
Total 1400 Other Instructional Programs – Elementary / Secondary	\$20,534.98	\$13,232.31		\$33,767.29

General Fund (10)

	<u>Elementary</u>	<u>Secondary</u>	<u>Federal</u>	<u>Total</u>
1430 Homebound Instruction				
100 Personnel Services – Salaries				
100 Personnel Services – Salaries	675.00	1,597.50		2,272.50
Total Personnel Services – Salaries	\$675.00	\$1,597.50		\$2,272.50
200 Personnel Services – Employee Benefits				
220 Social Security Contributions	51.20	117.08		168.28
230 PSERS Retirement Contributions	202.70	479.73		682.43
260 Workers’ Compensation	6.08	14.36		20.44
Total Personnel Services – Employee Benefits	\$259.98	\$611.17		\$871.15
300 Purchased Professional and Technical Services				
330 Other Professional Services	19,600.00			19,600.00
Total Purchased Professional and Technical Services	\$19,600.00			\$19,600.00
Total 1430 Homebound Instruction	\$20,534.98	\$2,208.67		\$22,743.65

General Fund (10)

	<u>Elementary</u>	<u>Secondary</u>	<u>Federal</u>	<u>Total</u>
1440 Alternative Regular Education Programs				
500 Other Purchased Services				
568 Tuition To Private Residential Rehabilitative Institutions (PRRI) [In-State] and Detention Centers		11,023.64		11,023.64
Total Other Purchased Services		\$11,023.64		\$11,023.64
Total 1440 Alternative Regular Education Programs		\$11,023.64		\$11,023.64

General Fund (10)

1441 Adjudicated / Court-Placed Programs

Elementary

Secondary

Federal

Total

500 Other Purchased Services

568 Tuition To Private Residential Rehabilitative Institutions (PRRI) [In-State] and Detention Centers

11,023.64

11,023.64

Total Other Purchased Services

\$11,023.64

\$11,023.64

Total 1441 Adjudicated / Court-Placed Programs

\$11,023.64

\$11,023.64

General Fund (10)

1600 Adult Education Programs

Elementary

Secondary

Federal

Total

500 Other Purchased Services

566 Tuition To Institutions of Higher Education and Technical Institutes

1,122,702.00

Total Other Purchased Services

\$1,122,702.00

Total 1600 Adult Education Programs

\$1,122,702.00

General Fund (10)

2000 Support Services

Total

100 Personnel Services – Salaries

100 Personnel Services – Salaries 13,936,734.54

Total Personnel Services – Salaries \$13,936,734.54

200 Personnel Services – Employee Benefits

210 Group Insurance – Contracted Provider 2,622,225.65

220 Social Security Contributions 1,005,704.13

230 PSERS Retirement Contributions 4,084,128.26

240 Tuition Reimbursement 209,443.30

250 Unemployment Compensation 7,553.51

260 Workers' Compensation 109,921.77

270 Group Insurance – Self-Insurance 892,756.07

291 Other Retirement Plans 21,454.52

292 Health Savings Accounts 248,366.64

Total Personnel Services – Employee Benefits \$9,201,553.85

300 Purchased Professional and Technical Services

324 Professional Educational Services – Employee Training and Development Services 71,361.89

329 Professional Educational Services – Other 238,965.04

330 Other Professional Services 1,108,306.99

340 Technical Services 234,020.81

Total Purchased Professional and Technical Services \$1,652,654.73

400 Purchased Property Services

410 Cleaning Services 280,912.03

420 Utility Services 121,397.53

430 Repairs and Maintenance Services 718,125.59

440 Rentals 227,882.48

460 Extermination Services 13,062.73

Total Purchased Property Services \$1,361,380.36

500 Other Purchased Services

513 Contracted Carriers 40,164.81

515 Public Carriers 3,749.00

516 Student Transportation Services From the IU 48,630.46

520 Insurance – General 155,107.00

522 Automotive Liability Insurance 51,963.00

523 General Property and Liability Insurance 111,441.00

530 Communications 233,082.86

541 Advertising Related to Federal Grant Awards 7,649.42

550 Printing and Binding 6,168.04

580 Travel 75,320.58

595 IU Payments By Withholding 78,913.10

599 Other Miscellaneous Purchased Services 1,462.12

Total Other Purchased Services \$813,651.39

600 Supplies

610 General Supplies 649,047.50

620 Energy 1,041,087.15

LEA : 125237603 Radnor Township SD

Printed 4/9/2018 11:02:03 AM

General Fund (10)

2000 Support Services

Total

600 <u>Supplies</u>		
630 Food		34,587.36
640 Books and Periodicals		99,968.25
Total Supplies		\$1,824,690.26
700 <u>Property</u>		
752 Capital Equipment – Original and Additional		223,510.12
756 Capitalized Technology Hardware and Equipment – Original		62,739.71
762 Capitalized Equipment - Replacement		225,484.88
766 Capitalized Technology Hardware and Equipment – Replacement		122,233.17
Total Property		\$633,967.88
800 <u>Other Objects</u>		
810 Dues and Fees		97,812.47
820 Claims and Judgments Against the LEA		78,462.80
890 Miscellaneous Expenditures		5.00
Total Other Objects		\$176,280.27
Total 2000 Support Services		\$29,600,913.28

General Fund (10)

	<u>Elementary</u>	<u>Secondary</u>	<u>Federal</u>	<u>Total</u>
2100 Support Services – Students				
100 Personnel Services – Salaries				
100 Personnel Services – Salaries	749,464.71	1,200,764.38		2,112,894.41
Total Personnel Services – Salaries	\$749,464.71	\$1,200,764.38		\$2,112,894.41
200 Personnel Services – Employee Benefits				
210 Group Insurance – Contracted Provider	103,088.60	160,199.33		282,631.13
220 Social Security Contributions	54,776.84	88,252.77		154,949.14
230 PSERS Retirement Contributions	223,573.35	355,459.58		626,892.97
250 Unemployment Compensation	147.71	251.13		450.79
260 Workers' Compensation	6,443.76	10,403.08		18,263.05
270 Group Insurance – Self-Insurance	36,732.10	55,357.21		98,710.96
291 Other Retirement Plans	1,200.39	1,200.39		2,400.78
292 Health Savings Accounts	5,466.35	5,465.83		12,064.28
Total Personnel Services – Employee Benefits	\$431,429.10	\$676,589.32		\$1,196,363.10
300 Purchased Professional and Technical Services				
324 Professional Educational Services – Employee Training and Development Services	9,677.68	5,395.09		15,072.77
329 Professional Educational Services – Other		4,253.00		4,253.00
330 Other Professional Services	54,356.99	165,420.77		220,666.91
Total Purchased Professional and Technical Services	\$64,034.67	\$175,068.86		\$239,992.68
400 Purchased Property Services				
430 Repairs and Maintenance Services	49.50	49.50		99.00
Total Purchased Property Services	\$49.50	\$49.50		\$99.00
500 Other Purchased Services				
580 Travel	4,836.38	6,279.40		13,538.10
Total Other Purchased Services	\$4,836.38	\$6,279.40		\$13,538.10
600 Supplies				
610 General Supplies	9,992.68	11,773.10		21,765.78
630 Food	742.24	672.76		1,415.00
640 Books and Periodicals	2,074.36	2,230.34		4,304.70
Total Supplies	\$12,809.28	\$14,676.20		\$27,485.48
700 Property				
752 Capital Equipment – Original and Additional	7,136.61	2,883.67		10,020.28
Total Property	\$7,136.61	\$2,883.67		\$10,020.28
800 Other Objects				
810 Dues and Fees	2,527.47	3,307.47		6,009.94
Total Other Objects	\$2,527.47	\$3,307.47		\$6,009.94
Total 2100 Support Services – Students	\$1,272,287.72	\$2,079,618.80		\$3,606,402.99

General Fund (10)

	<u>Elementary</u>	<u>Secondary</u>	<u>Federal</u>	<u>Total</u>
2110 Supervision of Student Services				
100 Personnel Services – Salaries				
100 Personnel Services – Salaries	203,323.39	203,323.12		406,646.51
Total Personnel Services – Salaries	\$203,323.39	\$203,323.12		\$406,646.51
200 Personnel Services – Employee Benefits				
210 Group Insurance – Contracted Provider	29,056.73	29,046.24		58,102.97
220 Social Security Contributions	14,116.73	14,115.48		28,232.21
230 PSERS Retirement Contributions	60,503.33	60,503.29		121,006.62
250 Unemployment Compensation	59.77	59.61		119.38
260 Workers' Compensation	1,555.24	1,555.22		3,110.46
270 Group Insurance – Self-Insurance	9,765.62	9,762.12		19,527.74
291 Other Retirement Plans	1,200.39	1,200.39		2,400.78
292 Health Savings Accounts	5,466.35	5,465.83		10,932.18
Total Personnel Services – Employee Benefits	\$121,724.16	\$121,708.18		\$243,432.34
300 Purchased Professional and Technical Services				
324 Professional Educational Services – Employee Training and Development Services	9,677.68	5,395.09		15,072.77
330 Other Professional Services	32,002.11	143,835.42		175,837.53
Total Purchased Professional and Technical Services	\$41,679.79	\$149,230.51		\$190,910.30
400 Purchased Property Services				
430 Repairs and Maintenance Services	49.50	49.50		99.00
Total Purchased Property Services	\$49.50	\$49.50		\$99.00
500 Other Purchased Services				
580 Travel	3,246.46	3,631.98		6,878.44
Total Other Purchased Services	\$3,246.46	\$3,631.98		\$6,878.44
600 Supplies				
610 General Supplies	743.06	1,109.70		1,852.76
630 Food	321.25			321.25
640 Books and Periodicals	1,003.32	832.05		1,835.37
Total Supplies	\$2,067.63	\$1,941.75		\$4,009.38
700 Property				
752 Capital Equipment – Original and Additional	7,136.61	2,883.67		10,020.28
Total Property	\$7,136.61	\$2,883.67		\$10,020.28
800 Other Objects				
810 Dues and Fees	2,399.47	2,399.47		4,798.94
Total Other Objects	\$2,399.47	\$2,399.47		\$4,798.94
Total 2110 Supervision of Student Services	\$381,627.01	\$485,168.18		\$866,795.19

General Fund (10)

	<u>Elementary</u>	<u>Secondary</u>	<u>Federal</u>	<u>Total</u>
2111 Supervision of Student Services – Head of Component				
100 Personnel Services – Salaries				
100 Personnel Services – Salaries	139,686.23	139,685.97		279,372.20
Total Personnel Services – Salaries	\$139,686.23	\$139,685.97		\$279,372.20
200 Personnel Services – Employee Benefits				
210 Group Insurance – Contracted Provider	21,586.45	21,576.07		43,162.52
220 Social Security Contributions	9,540.56	9,539.53		19,080.09
230 PSERS Retirement Contributions	41,618.21	41,618.44		83,236.65
250 Unemployment Compensation	31.45	31.29		62.74
260 Workers' Compensation	1,092.03	1,092.01		2,184.04
270 Group Insurance – Self-Insurance	7,569.74	7,566.36		15,136.10
292 Health Savings Accounts	2,972.38	2,972.12		5,944.50
Total Personnel Services – Employee Benefits	\$84,410.82	\$84,395.82		\$168,806.64
Total 2111 Supervision of Student Services – Head of Component	\$224,097.05	\$224,081.79		\$448,178.84

General Fund (10)

2119 Supervision of Student Services – All Other Supervision

	<u>Elementary</u>	<u>Secondary</u>	<u>Federal</u>	<u>Total</u>
100 Personnel Services – Salaries				
100 Personnel Services – Salaries	63,637.16	63,637.15		127,274.31
Total Personnel Services – Salaries	\$63,637.16	\$63,637.15		\$127,274.31
200 Personnel Services – Employee Benefits				
210 Group Insurance – Contracted Provider	7,470.28	7,470.17		14,940.45
220 Social Security Contributions	4,576.17	4,575.95		9,152.12
230 PSERS Retirement Contributions	18,885.12	18,884.85		37,769.97
250 Unemployment Compensation	28.32	28.32		56.64
260 Workers' Compensation	463.21	463.21		926.42
270 Group Insurance – Self-Insurance	2,195.88	2,195.76		4,391.64
291 Other Retirement Plans	1,200.39	1,200.39		2,400.78
292 Health Savings Accounts	2,493.97	2,493.71		4,987.68
Total Personnel Services – Employee Benefits	\$37,313.34	\$37,312.36		\$74,625.70
300 Purchased Professional and Technical Services				
324 Professional Educational Services – Employee Training and Development Services	9,677.68	5,395.09		15,072.77
330 Other Professional Services	32,002.11	143,835.42		175,837.53
Total Purchased Professional and Technical Services	\$41,679.79	\$149,230.51		\$190,910.30
400 Purchased Property Services				
430 Repairs and Maintenance Services	49.50	49.50		99.00
Total Purchased Property Services	\$49.50	\$49.50		\$99.00
500 Other Purchased Services				
580 Travel	3,246.46	3,631.98		6,878.44
Total Other Purchased Services	\$3,246.46	\$3,631.98		\$6,878.44
600 Supplies				
610 General Supplies	743.06	1,109.70		1,852.76
630 Food	321.25			321.25
640 Books and Periodicals	1,003.32	832.05		1,835.37
Total Supplies	\$2,067.63	\$1,941.75		\$4,009.38
700 Property				
752 Capital Equipment – Original and Additional	7,136.61	2,883.67		10,020.28
Total Property	\$7,136.61	\$2,883.67		\$10,020.28
800 Other Objects				
810 Dues and Fees	2,399.47	2,399.47		4,798.94
Total Other Objects	\$2,399.47	\$2,399.47		\$4,798.94
Total 2119 Supervision of Student Services – All Other Supervision	\$157,529.96	\$261,086.39		\$418,616.35

General Fund (10)

	<u>Elementary</u>	<u>Secondary</u>	<u>Federal</u>	<u>Total</u>
2120 Guidance Services				
100 Personnel Services – Salaries				
100 Personnel Services – Salaries	261,515.70	639,561.44		901,077.14
Total Personnel Services – Salaries	\$261,515.70	\$639,561.44		\$901,077.14
200 Personnel Services – Employee Benefits				
210 Group Insurance – Contracted Provider	35,788.22	92,737.29		128,525.51
220 Social Security Contributions	19,699.13	47,577.44		67,276.57
230 PSERS Retirement Contributions	77,994.45	188,784.10		266,778.55
250 Unemployment Compensation	87.94	191.52		279.46
260 Workers' Compensation	2,351.55	5,656.92		8,008.47
270 Group Insurance – Self-Insurance	13,294.88	31,923.70		45,218.58
Total Personnel Services – Employee Benefits	\$149,216.17	\$366,870.97		\$516,087.14
300 Purchased Professional and Technical Services				
329 Professional Educational Services – Other		4,253.00		4,253.00
Total Purchased Professional and Technical Services		\$4,253.00		\$4,253.00
500 Other Purchased Services				
580 Travel		1,875.98		1,875.98
Total Other Purchased Services		\$1,875.98		\$1,875.98
600 Supplies				
610 General Supplies	1,791.87	1,931.61		3,723.48
630 Food	420.99	672.76		1,093.75
640 Books and Periodicals	1,071.04	1,398.29		2,469.33
Total Supplies	\$3,283.90	\$4,002.66		\$7,286.56
800 Other Objects				
810 Dues and Fees	128.00	908.00		1,036.00
Total Other Objects	\$128.00	\$908.00		\$1,036.00
Total 2120 Guidance Services	\$414,143.77	\$1,017,472.05		\$1,431,615.82

General Fund (10)

	<u>Elementary</u>	<u>Secondary</u>	<u>Federal</u>	<u>Total</u>
2140 Psychological Services				
100 Personnel Services – Salaries				
100 Personnel Services – Salaries	284,625.62	357,879.82		642,505.44
Total Personnel Services – Salaries	\$284,625.62	\$357,879.82		\$642,505.44
200 Personnel Services – Employee Benefits				
210 Group Insurance – Contracted Provider	38,243.65	38,415.80		76,659.45
220 Social Security Contributions	20,960.98	26,559.85		47,520.83
230 PSERS Retirement Contributions	85,075.57	106,172.19		191,247.76
260 Workers' Compensation	2,536.97	3,190.94		5,727.91
270 Group Insurance – Self-Insurance	13,671.60	13,671.39		27,342.99
Total Personnel Services – Employee Benefits	\$160,488.77	\$188,010.17		\$348,498.94
300 Purchased Professional and Technical Services				
330 Other Professional Services	22,354.88	21,585.35		43,940.23
Total Purchased Professional and Technical Services	\$22,354.88	\$21,585.35		\$43,940.23
500 Other Purchased Services				
580 Travel	1,589.92	771.44		2,361.36
Total Other Purchased Services	\$1,589.92	\$771.44		\$2,361.36
600 Supplies				
610 General Supplies	7,457.75	8,731.79		16,189.54
Total Supplies	\$7,457.75	\$8,731.79		\$16,189.54
Total 2140 Psychological Services	\$476,516.94	\$576,978.57		\$1,053,495.51

General Fund (10)

2160 Social Work Services

Elementary

Secondary

Federal

Total

100 Personnel Services – Salaries

100 Personnel Services – Salaries

134,065.35

Total Personnel Services – Salaries

\$134,065.35

200 Personnel Services – Employee Benefits

210 Group Insurance – Contracted Provider

16,342.56

220 Social Security Contributions

10,059.30

230 PSERS Retirement Contributions

39,361.53

250 Unemployment Compensation

43.03

260 Workers' Compensation

1,206.55

270 Group Insurance – Self-Insurance

5,769.33

Total Personnel Services – Employee Benefits

\$72,782.30

500 Other Purchased Services

580 Travel

1,294.23

Total Other Purchased Services

\$1,294.23

Total 2160 Social Work Services

\$208,141.88

General Fund (10)

2170 Student Accounting Services

100 Personnel Services – Salaries

	<u>Elementary</u>	<u>Secondary</u>	<u>Federal</u>	<u>Total</u>
100 Personnel Services – Salaries				28,599.97
Total Personnel Services – Salaries				\$28,599.97
200 Personnel Services – Employee Benefits				
210 Group Insurance – Contracted Provider				3,000.64
220 Social Security Contributions				1,860.23
230 PSERS Retirement Contributions				8,498.51
250 Unemployment Compensation				8.92
260 Workers' Compensation				209.66
270 Group Insurance – Self-Insurance				852.32
292 Health Savings Accounts				1,132.10
Total Personnel Services – Employee Benefits				\$15,562.38
300 Purchased Professional and Technical Services				
330 Other Professional Services				889.15
Total Purchased Professional and Technical Services				\$889.15
500 Other Purchased Services				
580 Travel				1,128.09
Total Other Purchased Services				\$1,128.09
800 Other Objects				
810 Dues and Fees				175.00
Total Other Objects				\$175.00
Total 2170 Student Accounting Services				\$46,354.59

General Fund (10)

2200 Support Services – Instructional Staff

	<u>Elementary</u>	<u>Secondary</u>	<u>Federal</u>	<u>Total</u>
100 Personnel Services – Salaries				
100 Personnel Services – Salaries	1,337,264.50	917,039.66	4,269.09	2,258,573.25
Total Personnel Services – Salaries	\$1,337,264.50	\$917,039.66	\$4,269.09	\$2,258,573.25
200 Personnel Services – Employee Benefits				
210 Group Insurance – Contracted Provider	257,050.33	122,067.79		379,118.12
220 Social Security Contributions	96,008.23	65,110.99	101.71	161,220.93
230 PSERS Retirement Contributions	396,626.21	267,174.56	343.56	664,144.33
240 Tuition Reimbursement	53,542.62	117,486.28		171,028.90
250 Unemployment Compensation	487.87	413.55		901.42
260 Workers' Compensation	10,706.30	7,035.17		17,741.47
270 Group Insurance – Self-Insurance	85,797.47	41,733.69		127,531.16
291 Other Retirement Plans	1,113.45	13.24		1,126.69
292 Health Savings Accounts	30,337.27	30,396.36		60,733.63
Total Personnel Services – Employee Benefits	\$931,669.75	\$651,431.63	\$445.27	\$1,583,546.65
300 Purchased Professional and Technical Services				
324 Professional Educational Services – Employee Training and Development Services	21,234.55	14,829.48	2,080.00	38,144.03
329 Professional Educational Services – Other	150,643.60	81,518.44		232,162.04
330 Other Professional Services	48,819.00	47,019.00		95,838.00
340 Technical Services	149.50	149.50		299.00
Total Purchased Professional and Technical Services	\$220,846.65	\$143,516.42	\$2,080.00	\$366,443.07
400 Purchased Property Services				
430 Repairs and Maintenance Services	14,165.63	36,406.92		50,572.55
Total Purchased Property Services	\$14,165.63	\$36,406.92		\$50,572.55
500 Other Purchased Services				
530 Communications	119.12	100.02		219.14
580 Travel	16,455.70	16,757.45	256.90	33,470.05
Total Other Purchased Services	\$16,574.82	\$16,857.47	\$256.90	\$33,689.19
600 Supplies				
610 General Supplies	10,295.41	3,744.76		14,040.17
630 Food	6,958.26	7,102.35		14,060.61
640 Books and Periodicals	44,671.16	45,819.39		90,490.55
Total Supplies	\$61,924.83	\$56,666.50		\$118,591.33
700 Property				
752 Capital Equipment – Original and Additional	13,863.09			13,863.09
Total Property	\$13,863.09			\$13,863.09
800 Other Objects				
810 Dues and Fees	2,115.00	2,303.50		4,418.50
Total Other Objects	\$2,115.00	\$2,303.50		\$4,418.50
Total 2200 Support Services – Instructional Staff	\$2,598,424.27	\$1,824,222.10	\$7,051.26	\$4,429,697.63

General Fund (10)

	<u>Elementary</u>	<u>Secondary</u>	<u>Federal</u>	<u>Total</u>
2220 Technology Support Services				
100 Personnel Services – Salaries				
100 Personnel Services – Salaries	210,785.15	180,879.89		391,665.04
Total Personnel Services – Salaries	\$210,785.15	\$180,879.89		\$391,665.04
200 Personnel Services – Employee Benefits				
210 Group Insurance – Contracted Provider	57,972.77	18,634.23		76,607.00
220 Social Security Contributions	15,706.93	13,692.39		29,399.32
230 PSERS Retirement Contributions	60,110.54	48,320.45		108,430.99
250 Unemployment Compensation	153.34	195.27		348.61
260 Workers' Compensation	1,483.92	1,274.33		2,758.25
270 Group Insurance – Self-Insurance	18,902.12	8,409.99		27,312.11
292 Health Savings Accounts	15,481.54	15,481.54		30,963.08
Total Personnel Services – Employee Benefits	\$169,811.16	\$106,008.20		\$275,819.36
300 Purchased Professional and Technical Services				
324 Professional Educational Services – Employee Training and Development Services		275.00		275.00
330 Other Professional Services	47,019.00	47,019.00		94,038.00
340 Technical Services	149.50	149.50		299.00
Total Purchased Professional and Technical Services	\$47,168.50	\$47,443.50		\$94,612.00
500 Other Purchased Services				
530 Communications	18.32	11.24		29.56
580 Travel	1,215.09	1,215.10		2,430.19
Total Other Purchased Services	\$1,233.41	\$1,226.34		\$2,459.75
600 Supplies				
640 Books and Periodicals	222.94	222.94		445.88
Total Supplies	\$222.94	\$222.94		\$445.88
Total 2220 Technology Support Services	\$429,221.16	\$335,780.87		\$765,002.03

General Fund (10)

2250 School Library Services

	<u>Elementary</u>	<u>Secondary</u>	<u>Federal</u>	<u>Total</u>
100 Personnel Services – Salaries				
100 Personnel Services – Salaries	327,995.72	172,587.37		500,583.09
Total Personnel Services – Salaries	\$327,995.72	\$172,587.37		\$500,583.09
200 Personnel Services – Employee Benefits				
210 Group Insurance – Contracted Provider	91,910.71	37,644.59		129,555.30
220 Social Security Contributions	24,041.49	12,762.14		36,803.63
230 PSERS Retirement Contributions	97,421.06	51,188.69		148,609.75
250 Unemployment Compensation	103.74	53.52		157.26
260 Workers' Compensation	2,951.86	1,553.60		4,505.46
270 Group Insurance – Self-Insurance	31,424.61	12,510.86		43,935.47
Total Personnel Services – Employee Benefits	\$247,853.47	\$115,713.40		\$363,566.87
300 Purchased Professional and Technical Services				
330 Other Professional Services	1,800.00			1,800.00
Total Purchased Professional and Technical Services	\$1,800.00			\$1,800.00
400 Purchased Property Services				
430 Repairs and Maintenance Services	2,185.66	32,810.94		34,996.60
Total Purchased Property Services	\$2,185.66	\$32,810.94		\$34,996.60
500 Other Purchased Services				
580 Travel	331.75			331.75
Total Other Purchased Services	\$331.75			\$331.75
600 Supplies				
610 General Supplies	9,054.33	2,232.22		11,286.55
640 Books and Periodicals	36,835.82	40,938.63		77,774.45
Total Supplies	\$45,890.15	\$43,170.85		\$89,061.00
700 Property				
752 Capital Equipment – Original and Additional	13,863.09			13,863.09
Total Property	\$13,863.09			\$13,863.09
800 Other Objects				
810 Dues and Fees		120.00		120.00
Total Other Objects		\$120.00		\$120.00
Total 2250 School Library Services	\$639,919.84	\$364,402.56		\$1,004,322.40

General Fund (10)

2260 Instruction and Curriculum Development Services

	<u>Elementary</u>	<u>Secondary</u>	<u>Federal</u>	<u>Total</u>
100 Personnel Services – Salaries				
100 Personnel Services – Salaries	409,131.32	410,631.05		819,762.37
Total Personnel Services – Salaries	\$409,131.32	\$410,631.05		\$819,762.37
200 Personnel Services – Employee Benefits				
210 Group Insurance – Contracted Provider	64,442.08	55,657.88		120,099.96
220 Social Security Contributions	27,127.56	27,276.52		54,404.08
230 PSERS Retirement Contributions	122,678.69	121,737.55		244,416.24
250 Unemployment Compensation	147.86	149.43		297.29
260 Workers' Compensation	2,924.21	2,934.67		5,858.88
270 Group Insurance – Self-Insurance	21,433.65	17,543.55		38,977.20
291 Other Retirement Plans	1,113.45	13.24		1,126.69
292 Health Savings Accounts	14,855.73	14,914.82		29,770.55
Total Personnel Services – Employee Benefits	\$254,723.23	\$240,227.66		\$494,950.89
300 Purchased Professional and Technical Services				
329 Professional Educational Services – Other	31,855.00	31,855.00		63,710.00
Total Purchased Professional and Technical Services	\$31,855.00	\$31,855.00		\$63,710.00
500 Other Purchased Services				
530 Communications	100.80	88.78		189.58
580 Travel	1,296.71	1,058.03		2,354.74
Total Other Purchased Services	\$1,397.51	\$1,146.81		\$2,544.32
600 Supplies				
610 General Supplies	195.97	22.50		218.47
630 Food	734.80	582.82		1,317.62
Total Supplies	\$930.77	\$605.32		\$1,536.09
800 Other Objects				
810 Dues and Fees		200.00		200.00
Total Other Objects		\$200.00		\$200.00
Total 2260 Instruction and Curriculum Development Services	\$698,037.83	\$684,665.84		\$1,382,703.67

General Fund (10)

2270 Instructional Staff Professional Development Services	<u>Elementary</u>	<u>Secondary</u>	<u>Federal</u>	<u>Total</u>
100 Personnel Services – Salaries				
100 Personnel Services – Salaries	333,911.17	94,317.54	4,269.09	432,497.80
Total Personnel Services – Salaries	\$333,911.17	\$94,317.54	\$4,269.09	\$432,497.80
200 Personnel Services – Employee Benefits				
210 Group Insurance – Contracted Provider	42,724.77	10,131.09		52,855.86
220 Social Security Contributions	24,990.69	7,025.17	101.71	32,117.57
230 PSERS Retirement Contributions	99,767.45	28,323.65	343.56	128,434.66
240 Tuition Reimbursement	53,542.62	117,486.28		171,028.90
250 Unemployment Compensation	82.93	15.33		98.26
260 Workers' Compensation	2,848.77	746.01		3,594.78
270 Group Insurance – Self-Insurance	14,037.09	3,269.29		17,306.38
Total Personnel Services – Employee Benefits	\$237,994.32	\$166,996.82	\$445.27	\$405,436.41
300 Purchased Professional and Technical Services				
324 Professional Educational Services – Employee Training and Development Services	21,234.55	14,554.48	2,080.00	37,869.03
329 Professional Educational Services – Other	118,788.60	49,663.44		168,452.04
Total Purchased Professional and Technical Services	\$140,023.15	\$64,217.92	\$2,080.00	\$206,321.07
400 Purchased Property Services				
430 Repairs and Maintenance Services	11,979.97	3,595.98		15,575.95
Total Purchased Property Services	\$11,979.97	\$3,595.98		\$15,575.95
500 Other Purchased Services				
580 Travel	13,612.15	14,484.32	256.90	28,353.37
Total Other Purchased Services	\$13,612.15	\$14,484.32	\$256.90	\$28,353.37
600 Supplies				
610 General Supplies	1,045.11	1,490.04		2,535.15
630 Food	6,223.46	6,519.53		12,742.99
640 Books and Periodicals	7,612.40	4,657.82		12,270.22
Total Supplies	\$14,880.97	\$12,667.39		\$27,548.36
800 Other Objects				
810 Dues and Fees	2,115.00	1,983.50		4,098.50
Total Other Objects	\$2,115.00	\$1,983.50		\$4,098.50
Total 2270 Instructional Staff Professional Development Services	\$754,516.73	\$358,263.47	\$7,051.26	\$1,119,831.46

General Fund (10)

	<u>Elementary</u>	<u>Secondary</u>	<u>Federal</u>	<u>Total</u>
2290 Other Instructional Staff Services				
100 Personnel Services – Salaries				
100 Personnel Services – Salaries	55,441.14	58,623.81		114,064.95
Total Personnel Services – Salaries	\$55,441.14	\$58,623.81		\$114,064.95
200 Personnel Services – Employee Benefits				
220 Social Security Contributions	4,141.56	4,354.77		8,496.33
230 PSERS Retirement Contributions	16,648.47	17,604.22		34,252.69
260 Workers’ Compensation	497.54	526.56		1,024.10
Total Personnel Services – Employee Benefits	\$21,287.57	\$22,485.55		\$43,773.12
Total 2290 Other Instructional Staff Services	\$76,728.71	\$81,109.36		\$157,838.07

General Fund (10)

2300 Support Services – Administration

100 Personnel Services – Salaries

	<u>Elementary</u>	<u>Secondary</u>	<u>Federal</u>	<u>Total</u>
100 Personnel Services – Salaries	1,004,085.39	931,036.94		2,834,566.23
Total Personnel Services – Salaries	\$1,004,085.39	\$931,036.94		\$2,834,566.23

200 Personnel Services – Employee Benefits

210 Group Insurance – Contracted Provider	148,016.60	201,660.16		443,953.12
220 Social Security Contributions	70,542.70	67,020.10		196,737.21
230 PSERS Retirement Contributions	289,004.25	275,406.81		804,903.92
250 Unemployment Compensation	332.82	286.03		868.26
260 Workers' Compensation	7,176.93	7,016.81		20,461.91
270 Group Insurance – Self-Insurance	52,375.37	67,804.03		154,591.82
291 Other Retirement Plans	3,219.75	2,194.93		16,047.07
292 Health Savings Accounts	26,457.31	25,091.28		78,776.46
Total Personnel Services – Employee Benefits	\$597,125.73	\$646,480.15		\$1,716,339.77

300 Purchased Professional and Technical Services

324 Professional Educational Services – Employee Training and Development Services	1,249.06	2,131.95		9,571.94
329 Professional Educational Services – Other	841.50	1,708.50		2,550.00
330 Other Professional Services	62,000.00	275.00		449,027.78
340 Technical Services				1,052.15
Total Purchased Professional and Technical Services	\$64,090.56	\$4,115.45		\$462,201.87

400 Purchased Property Services

430 Repairs and Maintenance Services				31,281.57
440 Rentals	100,487.72	120,774.16		221,261.88
Total Purchased Property Services	\$100,487.72	\$120,774.16		\$252,543.45

500 Other Purchased Services

520 Insurance – General				78,649.50
530 Communications	78.97			4,043.97
541 Advertising Related to Federal Grant Awards				3,449.42
550 Printing and Binding		3,240.56		6,137.56
580 Travel	882.43	664.59		9,696.68
599 Other Miscellaneous Purchased Services				1,462.12
Total Other Purchased Services	\$961.40	\$3,905.15		\$103,439.25

600 Supplies

610 General Supplies	3,446.30	4,739.06		27,102.38
630 Food	1,303.39	2,692.09		18,983.75
640 Books and Periodicals	1,704.45	543.01		5,173.00
Total Supplies	\$6,454.14	\$7,974.16		\$51,259.13

700 Property

752 Capital Equipment – Original and Additional				9,849.98
762 Capitalized Equipment - Replacement				5,809.99
Total Property				\$15,659.97

800 Other Objects

LEA : 125237603 Radnor Township SD

Printed 4/9/2018 11:02:03 AM

General Fund (10)

2300 Support Services – Administration

800 Other Objects

810 Dues and Fees

820 Claims and Judgments Against the LEA

Total Other Objects

Total 2300 Support Services – Administration

	<u>Elementary</u>	<u>Secondary</u>	<u>Federal</u>	<u>Total</u>
810 Dues and Fees	3,412.52	3,476.39		45,990.91
820 Claims and Judgments Against the LEA				78,462.80
Total Other Objects	\$3,412.52	\$3,476.39		\$124,453.71
Total 2300 Support Services – Administration	\$1,776,617.46	\$1,717,762.40		\$5,560,463.38

General Fund (10)

2310 Board Services

Elementary Secondary Federal Total

100	<u>Personnel Services – Salaries</u>				
	100 Personnel Services – Salaries				11,860.50
Total Personnel Services – Salaries					\$11,860.50
200	<u>Personnel Services – Employee Benefits</u>				
	220 Social Security Contributions				885.61
	230 PSERS Retirement Contributions				3,561.68
	260 Workers’ Compensation				93.50
Total Personnel Services – Employee Benefits					\$4,540.79
300	<u>Purchased Professional and Technical Services</u>				
	324 Professional Educational Services – Employee Training and Development Services				2,775.00
	330 Other Professional Services				46,742.12
Total Purchased Professional and Technical Services					\$49,517.12
500	<u>Other Purchased Services</u>				
	520 Insurance – General				75,411.50
	541 Advertising Related to Federal Grant Awards				3,199.42
	580 Travel				1,010.15
Total Other Purchased Services					\$79,621.07
600	<u>Supplies</u>				
	610 General Supplies				1,424.46
	630 Food				12,002.65
	640 Books and Periodicals				928.00
Total Supplies					\$14,355.11
800	<u>Other Objects</u>				
	810 Dues and Fees				20,990.00
Total Other Objects					\$20,990.00
Total 2310 Board Services					\$180,884.59

General Fund (10)

2320 Board Treasurer Services

Elementary

Secondary

Federal

Total

500 Other Purchased Services

520 Insurance - General

3,238.00

Total Other Purchased Services

\$3,238.00

Total 2320 Board Treasurer Services

\$3,238.00

General Fund (10)

	<u>Elementary</u>	<u>Secondary</u>	<u>Federal</u>	<u>Total</u>
2330 Tax Assessment and Collection Services				
100 Personnel Services – Salaries				
100 Personnel Services – Salaries				33,245.14
Total Personnel Services – Salaries				\$33,245.14
200 Personnel Services – Employee Benefits				
210 Group Insurance – Contracted Provider				8,535.28
220 Social Security Contributions				2,448.01
230 PSERS Retirement Contributions				9,081.25
250 Unemployment Compensation				9.23
260 Workers' Compensation				233.61
270 Group Insurance – Self-Insurance				2,884.67
291 Other Retirement Plans				750.01
Total Personnel Services – Employee Benefits				\$23,942.06
500 Other Purchased Services				
530 Communications				3,965.00
550 Printing and Binding				2,530.00
Total Other Purchased Services				\$6,495.00
600 Supplies				
610 General Supplies				372.15
Total Supplies				\$372.15
Total 2330 Tax Assessment and Collection Services				\$64,054.35

General Fund (10)

2340 Staff Relations and Negotiations Services

Elementary

Secondary

Federal

Total

100 Personnel Services – Salaries

100 Personnel Services – Salaries 391,392.42

Total Personnel Services – Salaries \$391,392.42

200 Personnel Services – Employee Benefits

210 Group Insurance – Contracted Provider 48,111.28

220 Social Security Contributions 26,552.79

230 PSERS Retirement Contributions 107,609.58

250 Unemployment Compensation 110.00

260 Workers' Compensation 2,975.39

270 Group Insurance – Self-Insurance 16,986.83

291 Other Retirement Plans 3,574.85

292 Health Savings Accounts 9,692.21

Total Personnel Services – Employee Benefits \$215,612.93

300 Purchased Professional and Technical Services

324 Professional Educational Services – Employee Training and Development Services 1,529.05

330 Other Professional Services 21,361.10

Total Purchased Professional and Technical Services \$22,890.15

400 Purchased Property Services

430 Repairs and Maintenance Services 8,994.86

Total Purchased Property Services \$8,994.86

500 Other Purchased Services

550 Printing and Binding 315.00

580 Travel 2,929.73

Total Other Purchased Services \$3,244.73

600 Supplies

610 General Supplies 12,938.39

630 Food 385.00

640 Books and Periodicals 307.10

Total Supplies \$13,630.49

700 Property

752 Capital Equipment – Original and Additional 7,381.98

762 Capitalized Equipment - Replacement 2,623.00

Total Property \$10,004.98

800 Other Objects

810 Dues and Fees 955.00

Total Other Objects \$955.00

Total 2340 Staff Relations and Negotiations Services \$666,725.56

General Fund (10)

	<u>Elementary</u>	<u>Secondary</u>	<u>Federal</u>	<u>Total</u>
2350 Legal and Accounting Services				
300 <u>Purchased Professional and Technical Services</u>				
330 Other Professional Services				171,505.91
Total Purchased Professional and Technical Services				\$171,505.91
500 <u>Other Purchased Services</u>				
599 Other Miscellaneous Purchased Services				1,462.12
Total Other Purchased Services				\$1,462.12
800 <u>Other Objects</u>				
820 Claims and Judgments Against the LEA				78,462.80
Total Other Objects				\$78,462.80
Total 2350 Legal and Accounting Services				\$251,430.83

General Fund (10)

	<u>Elementary</u>	<u>Secondary</u>	<u>Federal</u>	<u>Total</u>
2360 Office of the Superintendent / Executive Director Services				
100 Personnel Services – Salaries				
100 Personnel Services – Salaries				315,478.53
Total Personnel Services – Salaries				\$315,478.53
200 Personnel Services – Employee Benefits				
210 Group Insurance – Contracted Provider				30,782.28
220 Social Security Contributions				18,066.36
230 PSERS Retirement Contributions				77,307.25
250 Unemployment Compensation				88.25
260 Workers' Compensation				1,851.82
270 Group Insurance – Self-Insurance				12,087.55
291 Other Retirement Plans				2,215.97
292 Health Savings Accounts				14,102.73
Total Personnel Services – Employee Benefits				\$156,502.21
300 Purchased Professional and Technical Services				
324 Professional Educational Services – Employee Training and Development Services				432.00
330 Other Professional Services				142,144.65
Total Purchased Professional and Technical Services				\$142,576.65
500 Other Purchased Services				
580 Travel				762.32
Total Other Purchased Services				\$762.32
600 Supplies				
610 General Supplies				3,763.17
630 Food				2,328.12
640 Books and Periodicals				359.56
Total Supplies				\$6,450.85
700 Property				
762 Capitalized Equipment - Replacement				549.99
Total Property				\$549.99
800 Other Objects				
810 Dues and Fees				6,168.00
Total Other Objects				\$6,168.00
Total 2360 Office of the Superintendent / Executive Director Services				\$628,488.55

General Fund (10)

2370 Community Relations Services

Elementary

Secondary

Federal

Total

100 Personnel Services – Salaries

100 Personnel Services – Salaries 138,692.31

Total Personnel Services – Salaries \$138,692.31

200 Personnel Services – Employee Benefits

210 Group Insurance – Contracted Provider 6,847.52

220 Social Security Contributions 10,595.24

230 PSERS Retirement Contributions 40,297.96

250 Unemployment Compensation 41.93

260 Workers' Compensation 1,034.84

270 Group Insurance – Self-Insurance 2,453.37

291 Other Retirement Plans 714.18

292 Health Savings Accounts 3,432.93

Total Personnel Services – Employee Benefits \$65,417.97

300 Purchased Professional and Technical Services

324 Professional Educational Services – Employee Training and Development Services 1,454.88

330 Other Professional Services 4,999.00

340 Technical Services 1,052.15

Total Purchased Professional and Technical Services \$7,506.03

400 Purchased Property Services

430 Repairs and Maintenance Services 22,286.71

Total Purchased Property Services \$22,286.71

500 Other Purchased Services

541 Advertising Related to Federal Grant Awards 250.00

550 Printing and Binding 52.00

580 Travel 3,447.46

Total Other Purchased Services \$3,749.46

600 Supplies

610 General Supplies 418.85

630 Food 272.50

640 Books and Periodicals 1,330.88

Total Supplies \$2,022.23

700 Property

752 Capital Equipment – Original and Additional 2,468.00

762 Capitalized Equipment - Replacement 2,637.00

Total Property \$5,105.00

800 Other Objects

810 Dues and Fees 789.00

Total Other Objects \$789.00

Total 2370 Community Relations Services \$245,568.71

General Fund (10)

	<u>Elementary</u>	<u>Secondary</u>	<u>Federal</u>	<u>Total</u>
2380 Office of the Principal Services				
100 Personnel Services – Salaries				
100 Personnel Services – Salaries	1,004,085.39	931,036.94		1,935,122.33
Total Personnel Services – Salaries	\$1,004,085.39	\$931,036.94		\$1,935,122.33
200 Personnel Services – Employee Benefits				
210 Group Insurance – Contracted Provider	148,016.60	201,660.16		349,676.76
220 Social Security Contributions	70,542.70	67,020.10		137,562.80
230 PSERS Retirement Contributions	289,004.25	275,406.81		564,411.06
250 Unemployment Compensation	332.82	286.03		618.85
260 Workers' Compensation	7,176.93	7,016.81		14,193.74
270 Group Insurance – Self-Insurance	52,375.37	67,804.03		120,179.40
291 Other Retirement Plans	3,219.75	2,194.93		5,414.68
292 Health Savings Accounts	26,457.31	25,091.28		51,548.59
Total Personnel Services – Employee Benefits	\$597,125.73	\$646,480.15		\$1,243,605.88
300 Purchased Professional and Technical Services				
324 Professional Educational Services – Employee Training and Development Services	1,249.06	2,131.95		3,381.01
329 Professional Educational Services – Other	841.50	1,708.50		2,550.00
330 Other Professional Services	62,000.00	275.00		62,275.00
Total Purchased Professional and Technical Services	\$64,090.56	\$4,115.45		\$68,206.01
400 Purchased Property Services				
440 Rentals	100,487.72	120,774.16		221,261.88
Total Purchased Property Services	\$100,487.72	\$120,774.16		\$221,261.88
500 Other Purchased Services				
530 Communications	78.97			78.97
550 Printing and Binding		3,240.56		3,240.56
580 Travel	882.43	664.59		1,547.02
Total Other Purchased Services	\$961.40	\$3,905.15		\$4,866.55
600 Supplies				
610 General Supplies	3,446.30	4,739.06		8,185.36
630 Food	1,303.39	2,692.09		3,995.48
640 Books and Periodicals	1,704.45	543.01		2,247.46
Total Supplies	\$6,454.14	\$7,974.16		\$14,428.30
800 Other Objects				
810 Dues and Fees	3,412.52	3,476.39		6,888.91
Total Other Objects	\$3,412.52	\$3,476.39		\$6,888.91
Total 2380 Office of the Principal Services	\$1,776,617.46	\$1,717,762.40		\$3,494,379.86

General Fund (10)

	<u>Elementary</u>	<u>Secondary</u>	<u>Federal</u>	<u>Total</u>
2390 Other Administration Services				
100 Personnel Services – Salaries				
100 Personnel Services – Salaries				8,775.00
Total Personnel Services – Salaries				\$8,775.00
200 Personnel Services – Employee Benefits				
220 Social Security Contributions				626.40
230 PSERS Retirement Contributions				2,635.14
260 Workers’ Compensation				79.01
291 Other Retirement Plans				3,377.38
Total Personnel Services – Employee Benefits				\$6,717.93
800 Other Objects				
810 Dues and Fees				10,200.00
Total Other Objects				\$10,200.00
Total 2390 Other Administration Services				\$25,692.93

General Fund (10)

	<u>Elementary</u>	<u>Secondary</u>	<u>Federal</u>	<u>Total</u>
2400 Support Services – Pupil Health				
100 Personnel Services – Salaries				
100 Personnel Services – Salaries				500,545.17
Total Personnel Services – Salaries				\$500,545.17
200 Personnel Services – Employee Benefits				
210 Group Insurance – Contracted Provider				113,014.43
220 Social Security Contributions				36,369.01
230 PSERS Retirement Contributions				148,740.92
250 Unemployment Compensation				152.40
260 Workers' Compensation				4,505.02
270 Group Insurance – Self-Insurance				37,482.32
Total Personnel Services – Employee Benefits				\$340,264.10
300 Purchased Professional and Technical Services				
330 Other Professional Services				142,103.10
Total Purchased Professional and Technical Services				\$142,103.10
400 Purchased Property Services				
430 Repairs and Maintenance Services				1,027.19
Total Purchased Property Services				\$1,027.19
500 Other Purchased Services				
530 Communications				34.82
580 Travel				389.17
Total Other Purchased Services				\$423.99
600 Supplies				
610 General Supplies				8,568.56
Total Supplies				\$8,568.56
700 Property				
752 Capital Equipment – Original and Additional				1,171.43
762 Capitalized Equipment - Replacement				3,666.12
Total Property				\$4,837.55
Total 2400 Support Services – Pupil Health				\$997,769.66

General Fund (10)

	<u>Elementary</u>	<u>Secondary</u>	<u>Federal</u>	<u>Total</u>
2410 Supervision of Health Services				
100 Personnel Services – Salaries				
100 Personnel Services – Salaries				2,309.00
Total Personnel Services – Salaries				\$2,309.00
200 Personnel Services – Employee Benefits				
220 Social Security Contributions				173.71
230 PSERS Retirement Contributions				693.50
260 Workers’ Compensation				20.75
Total Personnel Services – Employee Benefits				\$887.96
Total 2410 Supervision of Health Services				\$3,196.96

General Fund (10)

	<u>Elementary</u>	<u>Secondary</u>	<u>Federal</u>	<u>Total</u>
2419 Supervision of Health Services – All Other Supervision				
100 Personnel Services – Salaries				
100 Personnel Services – Salaries				2,309.00
Total Personnel Services – Salaries				\$2,309.00
200 Personnel Services – Employee Benefits				
220 Social Security Contributions				173.71
230 PSERS Retirement Contributions				693.50
260 Workers’ Compensation				20.75
Total Personnel Services – Employee Benefits				\$887.96
Total 2419 Supervision of Health Services – All Other Supervision				\$3,196.96

General Fund (10)

2420 Medical Services

Elementary

Secondary

Federal

Total

300 Purchased Professional and Technical Services

330 Other Professional Services

7,062.50

Total Purchased Professional and Technical Services

\$7,062.50

Total 2420 Medical Services

\$7,062.50

General Fund (10)

2440 Nursing Services

	<u>Elementary</u>	<u>Secondary</u>	<u>Federal</u>	<u>Total</u>
100 Personnel Services – Salaries				
100 Personnel Services – Salaries				394,836.68
Total Personnel Services – Salaries				\$394,836.68
200 Personnel Services – Employee Benefits				
210 Group Insurance – Contracted Provider				96,947.15
220 Social Security Contributions				28,462.06
230 PSERS Retirement Contributions				117,206.82
250 Unemployment Compensation				120.17
260 Workers' Compensation				3,553.61
270 Group Insurance – Self-Insurance				31,712.99
Total Personnel Services – Employee Benefits				\$278,002.80
300 Purchased Professional and Technical Services				
330 Other Professional Services				135,040.60
Total Purchased Professional and Technical Services				\$135,040.60
400 Purchased Property Services				
430 Repairs and Maintenance Services				1,027.19
Total Purchased Property Services				\$1,027.19
500 Other Purchased Services				
530 Communications				34.82
580 Travel				389.17
Total Other Purchased Services				\$423.99
600 Supplies				
610 General Supplies				8,568.56
Total Supplies				\$8,568.56
700 Property				
752 Capital Equipment – Original and Additional				1,171.43
762 Capitalized Equipment - Replacement				3,666.12
Total Property				\$4,837.55
Total 2440 Nursing Services				\$822,737.37

General Fund (10)

2450 Nonpublic Health Services

Elementary

Secondary

Federal

Total

100 Personnel Services – Salaries

100 Personnel Services – Salaries

103,399.49

Total Personnel Services – Salaries

\$103,399.49

200 Personnel Services – Employee Benefits

210 Group Insurance – Contracted Provider

16,067.28

220 Social Security Contributions

7,733.24

230 PSERS Retirement Contributions

30,840.60

250 Unemployment Compensation

32.23

260 Workers' Compensation

930.66

270 Group Insurance – Self-Insurance

5,769.33

Total Personnel Services – Employee Benefits

\$61,373.34

Total 2450 Nonpublic Health Services

\$164,772.83

General Fund (10)

2500 Support Services – Business

Elementary Secondary Federal Total

100 Personnel Services – Salaries

100 Personnel Services – Salaries 536,980.05

Total Personnel Services – Salaries \$536,980.05

200 Personnel Services – Employee Benefits

210 Group Insurance – Contracted Provider 91,698.84

220 Social Security Contributions 37,287.66

230 PSERS Retirement Contributions 156,451.01

250 Unemployment Compensation 157.09

260 Workers' Compensation 4,010.86

270 Group Insurance – Self-Insurance 30,825.62

291 Other Retirement Plans 1,349.99

292 Health Savings Accounts 14,497.48

Total Personnel Services – Employee Benefits \$336,278.55

300 Purchased Professional and Technical Services

324 Professional Educational Services – Employee Training and Development Services 1,601.10

330 Other Professional Services 4,093.00

Total Purchased Professional and Technical Services \$5,694.10

400 Purchased Property Services

430 Repairs and Maintenance Services 54.70

440 Rentals 3,770.60

Total Purchased Property Services \$3,825.30

500 Other Purchased Services

520 Insurance – General 76,457.50

530 Communications 37,292.75

541 Advertising Related to Federal Grant Awards 4,200.00

580 Travel 1,475.33

Total Other Purchased Services \$119,425.58

600 Supplies

610 General Supplies 7,087.83

630 Food 88.00

Total Supplies \$7,175.83

700 Property

752 Capital Equipment – Original and Additional 2,236.00

Total Property \$2,236.00

800 Other Objects

810 Dues and Fees 846.62

Total Other Objects \$846.62

Total 2500 Support Services – Business \$1,012,462.03

General Fund (10)

2510 Fiscal Services

Elementary Secondary Federal Total

100	<u>Personnel Services – Salaries</u>			
	100 Personnel Services – Salaries			536,980.05
Total Personnel Services – Salaries				\$536,980.05
200	<u>Personnel Services – Employee Benefits</u>			
	210 Group Insurance – Contracted Provider			91,698.84
	220 Social Security Contributions			37,287.66
	230 PSERS Retirement Contributions			156,451.01
	250 Unemployment Compensation			157.09
	260 Workers' Compensation			4,010.86
	270 Group Insurance – Self-Insurance			30,825.62
	291 Other Retirement Plans			1,349.99
	292 Health Savings Accounts			14,497.48
Total Personnel Services – Employee Benefits				\$336,278.55
300	<u>Purchased Professional and Technical Services</u>			
	324 Professional Educational Services – Employee Training and Development Services			1,601.10
	330 Other Professional Services			4,093.00
Total Purchased Professional and Technical Services				\$5,694.10
400	<u>Purchased Property Services</u>			
	430 Repairs and Maintenance Services			54.70
	440 Rentals			3,770.60
Total Purchased Property Services				\$3,825.30
500	<u>Other Purchased Services</u>			
	520 Insurance – General			76,457.50
	530 Communications			37,292.75
	541 Advertising Related to Federal Grant Awards			4,200.00
	580 Travel			1,475.33
Total Other Purchased Services				\$119,425.58
600	<u>Supplies</u>			
	610 General Supplies			7,087.83
	630 Food			88.00
Total Supplies				\$7,175.83
700	<u>Property</u>			
	752 Capital Equipment – Original and Additional			2,236.00
Total Property				\$2,236.00
800	<u>Other Objects</u>			
	810 Dues and Fees			846.62
Total Other Objects				\$846.62
Total 2510 Fiscal Services				\$1,012,462.03

General Fund (10)

2511 Supervision of Fiscal Services - Head of Component

Elementary

Secondary

Federal

Total

100 Personnel Services – Salaries

100 Personnel Services – Salaries

264,178.75

Total Personnel Services – Salaries

\$264,178.75

200 Personnel Services – Employee Benefits

210 Group Insurance – Contracted Provider

40,688.20

220 Social Security Contributions

17,020.56

230 PSERS Retirement Contributions

76,099.82

250 Unemployment Compensation

73.07

260 Workers' Compensation

2,002.73

270 Group Insurance – Self-Insurance

13,494.64

291 Other Retirement Plans

1,349.99

292 Health Savings Accounts

9,899.30

Total Personnel Services – Employee Benefits

\$160,628.31

Total 2511 Supervision of Fiscal Services - Head of Component

\$424,807.06

General Fund (10)

2514 Payroll Services

100 Personnel Services – Salaries

	<u>Elementary</u>	<u>Secondary</u>	<u>Federal</u>	<u>Total</u>
100 Personnel Services – Salaries				56,083.68
Total Personnel Services – Salaries				\$56,083.68

200 Personnel Services – Employee Benefits

210 Group Insurance – Contracted Provider				15,931.99
220 Social Security Contributions				4,175.67
230 PSERS Retirement Contributions				16,741.58
250 Unemployment Compensation				17.52
260 Workers' Compensation				425.85
270 Group Insurance – Self-Insurance				4,646.58

Total Personnel Services – Employee Benefits				\$41,939.19
---	--	--	--	--------------------

Total 2514 Payroll Services				\$98,022.87
------------------------------------	--	--	--	--------------------

General Fund (10)

2515 Financial Accounting Services

Elementary

Secondary

Federal

Total

100 Personnel Services – Salaries

100 Personnel Services – Salaries

116,436.94

Total Personnel Services – Salaries

\$116,436.94

200 Personnel Services – Employee Benefits

210 Group Insurance – Contracted Provider

14,904.92

220 Social Security Contributions

8,761.73

230 PSERS Retirement Contributions

34,515.67

250 Unemployment Compensation

36.14

260 Workers' Compensation

842.38

270 Group Insurance – Self-Insurance

4,461.70

292 Health Savings Accounts

4,598.18

Total Personnel Services – Employee Benefits

\$68,120.72

Total 2515 Financial Accounting Services

\$184,557.66

General Fund (10)

2519 Other Fiscal Services

Elementary Secondary Federal Total

100	<u>Personnel Services – Salaries</u>			
	100 Personnel Services – Salaries			100,280.68
Total Personnel Services – Salaries				\$100,280.68
200	<u>Personnel Services – Employee Benefits</u>			
	210 Group Insurance – Contracted Provider			20,173.73
	220 Social Security Contributions			7,329.70
	230 PSERS Retirement Contributions			29,093.94
	250 Unemployment Compensation			30.36
	260 Workers' Compensation			739.90
	270 Group Insurance – Self-Insurance			8,222.70
Total Personnel Services – Employee Benefits				\$65,590.33
300	<u>Purchased Professional and Technical Services</u>			
	324 Professional Educational Services – Employee Training and Development Services			1,601.10
	330 Other Professional Services			4,093.00
Total Purchased Professional and Technical Services				\$5,694.10
400	<u>Purchased Property Services</u>			
	430 Repairs and Maintenance Services			54.70
	440 Rentals			3,770.60
Total Purchased Property Services				\$3,825.30
500	<u>Other Purchased Services</u>			
	520 Insurance – General			76,457.50
	530 Communications			37,292.75
	541 Advertising Related to Federal Grant Awards			4,200.00
	580 Travel			1,475.33
Total Other Purchased Services				\$119,425.58
600	<u>Supplies</u>			
	610 General Supplies			7,087.83
	630 Food			88.00
Total Supplies				\$7,175.83
700	<u>Property</u>			
	752 Capital Equipment – Original and Additional			2,236.00
Total Property				\$2,236.00
800	<u>Other Objects</u>			
	810 Dues and Fees			846.62
Total Other Objects				\$846.62
Total 2519 Other Fiscal Services				\$305,074.44

General Fund (10)

2610 Supervision of Operation and Maintenance of Plant Services	<u>Elementary</u>	<u>Secondary</u>	<u>Federal</u>	<u>Total</u>
100 Personnel Services – Salaries				
100 Personnel Services – Salaries				208,347.57
Total Personnel Services – Salaries				\$208,347.57
200 Personnel Services – Employee Benefits				
210 Group Insurance – Contracted Provider				69,585.87
220 Social Security Contributions				11,594.17
230 PSERS Retirement Contributions				45,619.26
250 Unemployment Compensation				198.87
260 Workers' Compensation				1,015.91
270 Group Insurance – Self-Insurance				11,535.51
292 Health Savings Accounts				49,985.69
Total Personnel Services – Employee Benefits				\$189,535.28
300 Purchased Professional and Technical Services				
324 Professional Educational Services – Employee Training and Development Services				1,371.00
330 Other Professional Services				46,690.63
Total Purchased Professional and Technical Services				\$48,061.63
400 Purchased Property Services				
410 Cleaning Services				278,235.28
420 Utility Services				121,397.53
430 Repairs and Maintenance Services				479,935.16
440 Rentals				2,850.00
460 Extermination Services				13,062.73
Total Purchased Property Services				\$895,480.70
500 Other Purchased Services				
523 General Property and Liability Insurance				111,441.00
530 Communications				178,969.73
550 Printing and Binding				30.48
580 Travel				1,546.32
Total Other Purchased Services				\$291,987.53
600 Supplies				
610 General Supplies	202,083.96	202,083.95		404,167.91
620 Energy				853,515.89
Total Supplies	\$202,083.96	\$202,083.95		\$1,257,683.80
700 Property				
752 Capital Equipment – Original and Additional				186,369.34
762 Capitalized Equipment - Replacement				209,843.33
Total Property				\$396,212.67
800 Other Objects				
810 Dues and Fees				39,951.50
Total Other Objects				\$39,951.50
Total 2610 Supervision of Operation and Maintenance of Plant Services	\$202,083.96	\$202,083.95		\$3,327,260.68

General Fund (10)

2611 Supervision of Operation and Maintenance of Plant Services – Head of Component

Elementary

Secondary

Federal

Total

100 Personnel Services – Salaries

100 Personnel Services – Salaries

121,006.28

Total Personnel Services – Salaries

\$121,006.28

200 Personnel Services – Employee Benefits

210 Group Insurance – Contracted Provider

52,889.35

220 Social Security Contributions

5,099.60

230 PSERS Retirement Contributions

19,841.08

250 Unemployment Compensation

61.96

260 Workers' Compensation

375.33

270 Group Insurance – Self-Insurance

5,088.05

292 Health Savings Accounts

46,552.75

Total Personnel Services – Employee Benefits

\$129,908.12

Total 2611 Supervision of Operation and Maintenance of Plant Services – Head of Component

\$250,914.40

General Fund (10)

2619 Supervision of Operation and Maintenance of Plant Services – All Other Supervision

Elementary

Secondary

Federal

Total

100 Personnel Services – Salaries

100 Personnel Services – Salaries 87,341.29

Total Personnel Services – Salaries

\$87,341.29

200 Personnel Services – Employee Benefits

210 Group Insurance – Contracted Provider 16,696.52

220 Social Security Contributions 6,494.57

230 PSERS Retirement Contributions 25,778.18

250 Unemployment Compensation 136.91

260 Workers' Compensation 640.58

270 Group Insurance – Self-Insurance 6,447.46

292 Health Savings Accounts 3,432.94

Total Personnel Services – Employee Benefits

\$59,627.16

300 Purchased Professional and Technical Services

324 Professional Educational Services – Employee Training and Development Services 1,371.00

330 Other Professional Services 46,690.63

Total Purchased Professional and Technical Services

\$48,061.63

400 Purchased Property Services

410 Cleaning Services 278,235.28

420 Utility Services 121,397.53

430 Repairs and Maintenance Services 479,935.16

440 Rentals 2,850.00

460 Extermination Services 13,062.73

Total Purchased Property Services

\$895,480.70

500 Other Purchased Services

523 General Property and Liability Insurance 111,441.00

530 Communications 178,969.73

550 Printing and Binding 30.48

580 Travel 1,546.32

Total Other Purchased Services

\$291,987.53

600 Supplies

610 General Supplies 202,083.96 202,083.95 404,167.91

620 Energy 853,515.89

Total Supplies

\$202,083.96

\$202,083.95

\$1,257,683.80

700 Property

752 Capital Equipment – Original and Additional 186,369.34

762 Capitalized Equipment - Replacement 209,843.33

Total Property

\$396,212.67

800 Other Objects

810 Dues and Fees 39,951.50

Total Other Objects

\$39,951.50

Total 2619 Supervision of Operation and Maintenance of Plant Services – All Other Supervision

\$202,083.96

\$202,083.95

\$3,076,346.28

General Fund (10)

	<u>Elementary</u>	<u>Secondary</u>	<u>Federal</u>	<u>Total</u>
2620 Operation of Buildings Services				
100 Personnel Services – Salaries				
100 Personnel Services – Salaries				2,566,914.54
Total Personnel Services – Salaries				\$2,566,914.54
200 Personnel Services – Employee Benefits				
210 Group Insurance – Contracted Provider				595,654.10
220 Social Security Contributions				193,028.78
230 PSERS Retirement Contributions				774,510.61
250 Unemployment Compensation				1,334.23
260 Workers' Compensation				20,019.28
270 Group Insurance – Self-Insurance				211,616.96
292 Health Savings Accounts				13,808.88
Total Personnel Services – Employee Benefits				\$1,809,972.84
Total 2620 Operation of Buildings Services				\$4,376,887.38

General Fund (10)

	<u>Elementary</u>	<u>Secondary</u>	<u>Federal</u>	<u>Total</u>
2660 Safety and Security Services				
100 Personnel Services – Salaries				
100 Personnel Services – Salaries				251,805.26
Total Personnel Services – Salaries				\$251,805.26
200 Personnel Services – Employee Benefits				
210 Group Insurance – Contracted Provider				36,327.59
220 Social Security Contributions				18,965.13
230 PSERS Retirement Contributions				69,509.47
250 Unemployment Compensation				733.32
260 Workers' Compensation				1,946.15
270 Group Insurance – Self-Insurance				12,082.23
291 Other Retirement Plans				529.99
292 Health Savings Accounts				1,713.84
Total Personnel Services – Employee Benefits				\$141,807.72
300 Purchased Professional and Technical Services				
330 Other Professional Services				41,056.47
Total Purchased Professional and Technical Services				\$41,056.47
400 Purchased Property Services				
430 Repairs and Maintenance Services				2,297.57
Total Purchased Property Services				\$2,297.57
500 Other Purchased Services				
580 Travel				2,631.30
Total Other Purchased Services				\$2,631.30
600 Supplies				
610 General Supplies	2,468.41	2,468.41		4,936.82
Total Supplies	\$2,468.41	\$2,468.41		\$4,936.82
700 Property				
762 Capitalized Equipment - Replacement				6,165.44
Total Property				\$6,165.44
Total 2660 Safety and Security Services	\$2,468.41	\$2,468.41		\$450,700.58

General Fund (10)

	<u>Elementary</u>	<u>Secondary</u>	<u>Federal</u>	<u>Total</u>
2700 Student Transportation Services				
100 Personnel Services – Salaries				
100 Personnel Services – Salaries				2,074,315.37
Total Personnel Services – Salaries				\$2,074,315.37
200 Personnel Services – Employee Benefits				
210 Group Insurance – Contracted Provider				538,392.58
220 Social Security Contributions				152,062.96
230 PSERS Retirement Contributions				617,012.07
250 Unemployment Compensation				2,573.75
260 Workers' Compensation				17,533.19
270 Group Insurance – Self-Insurance				184,125.39
292 Health Savings Accounts				12,258.47
Total Personnel Services – Employee Benefits				\$1,523,958.41
300 Purchased Professional and Technical Services				
324 Professional Educational Services – Employee Training and Development Services				2,250.00
330 Other Professional Services				14,200.10
340 Technical Services				49,668.44
Total Purchased Professional and Technical Services				\$66,118.54
400 Purchased Property Services				
410 Cleaning Services				2,676.75
430 Repairs and Maintenance Services				21,645.49
Total Purchased Property Services				\$24,322.24
500 Other Purchased Services				
513 Contracted Carriers				40,164.81
515 Public Carriers				3,749.00
516 Student Transportation Services From the IU				48,630.46
522 Automotive Liability Insurance				51,963.00
530 Communications				12,522.45
580 Travel				1,804.36
Total Other Purchased Services				\$158,834.08
600 Supplies				
610 General Supplies				115,127.95
620 Energy				187,571.26
Total Supplies				\$302,699.21
800 Other Objects				
810 Dues and Fees				245.00
Total Other Objects				\$245.00
Total 2700 Student Transportation Services				\$4,150,492.85

General Fund (10)

2710 Supervision of Student Transportation Services

Elementary

Secondary

Federal

Total

100 Personnel Services – Salaries

100 Personnel Services – Salaries 216,241.50

Total Personnel Services – Salaries \$216,241.50

200 Personnel Services – Employee Benefits

210 Group Insurance – Contracted Provider 38,495.63

220 Social Security Contributions 16,118.04

230 PSERS Retirement Contributions 64,486.98

250 Unemployment Compensation 100.45

260 Workers' Compensation 1,618.71

270 Group Insurance – Self-Insurance 13,792.28

292 Health Savings Accounts 3,920.00

Total Personnel Services – Employee Benefits \$138,532.09

300 Purchased Professional and Technical Services

324 Professional Educational Services – Employee Training and Development Services 2,250.00

330 Other Professional Services 7,784.50

340 Technical Services 49,668.44

Total Purchased Professional and Technical Services \$59,702.94

400 Purchased Property Services

410 Cleaning Services 2,676.75

430 Repairs and Maintenance Services 21,645.49

Total Purchased Property Services \$24,322.24

500 Other Purchased Services

513 Contracted Carriers 30,725.83

515 Public Carriers 489.00

516 Student Transportation Services From the IU 48,630.46

522 Automotive Liability Insurance 51,963.00

530 Communications 12,522.45

580 Travel 1,804.36

Total Other Purchased Services \$146,135.10

600 Supplies

610 General Supplies 115,064.41

620 Energy 171,709.11

Total Supplies \$286,773.52

800 Other Objects

810 Dues and Fees 245.00

Total Other Objects \$245.00

Total 2710 Supervision of Student Transportation Services \$871,952.39

General Fund (10)

2711 Supervision of Student Transportation Services – Head of Component

Elementary

Secondary

Federal

Total

100 Personnel Services – Salaries

100 Personnel Services – Salaries

216,241.50

Total Personnel Services – Salaries

\$216,241.50

200 Personnel Services – Employee Benefits

210 Group Insurance – Contracted Provider

38,495.63

220 Social Security Contributions

16,118.04

230 PSERS Retirement Contributions

64,486.98

250 Unemployment Compensation

100.45

260 Workers' Compensation

1,618.71

270 Group Insurance – Self-Insurance

13,792.28

292 Health Savings Accounts

3,920.00

Total Personnel Services – Employee Benefits

\$138,532.09

Total 2711 Supervision of Student Transportation Services – Head of Component

\$354,773.59

General Fund (10)

2720 Vehicle Operation Services

Elementary

Secondary

Federal

Total

100 Personnel Services – Salaries

100 Personnel Services – Salaries

1,507,487.55

Total Personnel Services – Salaries

\$1,507,487.55

200 Personnel Services – Employee Benefits

210 Group Insurance – Contracted Provider

446,506.91

220 Social Security Contributions

109,655.42

230 PSERS Retirement Contributions

449,218.49

250 Unemployment Compensation

2,364.86

260 Workers' Compensation

13,093.44

270 Group Insurance – Self-Insurance

151,154.98

292 Health Savings Accounts

6,803.52

Total Personnel Services – Employee Benefits

\$1,178,797.62

300 Purchased Professional and Technical Services

330 Other Professional Services

6,415.60

Total Purchased Professional and Technical Services

\$6,415.60

600 Supplies

620 Energy

13,242.10

Total Supplies

\$13,242.10

Total 2720 Vehicle Operation Services

\$2,705,942.87

General Fund (10)

2730 Monitoring Services

100 Personnel Services – Salaries

100 Personnel Services – Salaries 124,519.72

Total Personnel Services – Salaries \$124,519.72

200 Personnel Services – Employee Benefits

210 Group Insurance – Contracted Provider 37,975.67

220 Social Security Contributions 9,075.88

230 PSERS Retirement Contributions 36,695.24

250 Unemployment Compensation 40.37

260 Workers' Compensation 1,040.05

270 Group Insurance – Self-Insurance 15,333.51

Total Personnel Services – Employee Benefits \$100,160.72

Total 2730 Monitoring Services \$224,680.44

Elementary

Secondary

Federal

Total

General Fund (10)

2740 Vehicle Servicing and Maintenance Services

Elementary

Secondary

Federal

Total

100 Personnel Services – Salaries

100 Personnel Services – Salaries

226,066.60

Total Personnel Services – Salaries

\$226,066.60

200 Personnel Services – Employee Benefits

210 Group Insurance – Contracted Provider

15,414.37

220 Social Security Contributions

17,213.62

230 PSERS Retirement Contributions

66,611.36

250 Unemployment Compensation

68.07

260 Workers' Compensation

1,780.99

270 Group Insurance – Self-Insurance

3,844.62

292 Health Savings Accounts

1,534.95

Total Personnel Services – Employee Benefits

\$106,467.98

Total 2740 Vehicle Servicing and Maintenance Services

\$332,534.58

General Fund (10)

2750 Nonpublic Transportation

Elementary

Secondary

Federal

Total

500 Other Purchased Services

513 Contracted Carriers

9,438.98

515 Public Carriers

3,260.00

Total Other Purchased Services

\$12,698.98

600 Supplies

610 General Supplies

63.54

620 Energy

2,620.05

Total Supplies

\$2,683.59

Total 2750 Nonpublic Transportation

\$15,382.57

General Fund (10)

	<u>Elementary</u>	<u>Secondary</u>	<u>Federal</u>	<u>Total</u>
2800 Support Services – Central				
100 Personnel Services – Salaries				
100 Personnel Services – Salaries				591,792.69
Total Personnel Services – Salaries				\$591,792.69
200 Personnel Services – Employee Benefits				
210 Group Insurance – Contracted Provider				71,849.87
220 Social Security Contributions				43,489.14
230 PSERS Retirement Contributions				176,343.70
240 Tuition Reimbursement				38,414.40
250 Unemployment Compensation				183.38
260 Workers' Compensation				4,424.93
270 Group Insurance – Self-Insurance				24,254.10
292 Health Savings Accounts				4,527.91
Total Personnel Services – Employee Benefits				\$363,487.43
300 Purchased Professional and Technical Services				
324 Professional Educational Services – Employee Training and Development Services				3,351.05
330 Other Professional Services				94,631.00
340 Technical Services				183,001.22
Total Purchased Professional and Technical Services				\$280,983.27
400 Purchased Property Services				
430 Repairs and Maintenance Services				131,212.36
Total Purchased Property Services				\$131,212.36
500 Other Purchased Services				
580 Travel				10,769.27
Total Other Purchased Services				\$10,769.27
600 Supplies				
610 General Supplies				46,250.10
630 Food				40.00
Total Supplies				\$46,290.10
700 Property				
756 Capitalized Technology Hardware and Equipment – Original				62,739.71
766 Capitalized Technology Hardware and Equipment – Replacement				122,233.17
Total Property				\$184,972.88
800 Other Objects				
810 Dues and Fees				350.00
890 Miscellaneous Expenditures				5.00
Total Other Objects				\$355.00
Total 2800 Support Services – Central				\$1,609,863.00

General Fund (10)

2830 Staff Services

Elementary

Secondary

Federal

Total

200 Personnel Services – Employee Benefits

240 Tuition Reimbursement

38,414.40

Total Personnel Services – Employee Benefits

\$38,414.40

800 Other Objects

890 Miscellaneous Expenditures

5.00

Total Other Objects

\$5.00

Total 2830 Staff Services

\$38,419.40

LEA : 125237603 Radnor Township SD

Printed 4/9/2018 11:02:03 AM

General Fund (10)

2832 Recruitment and Placement Services

Elementary

Secondary

Federal

Total

800 Other Objects

890 Miscellaneous Expenditures

5.00

Total Other Objects

\$5.00

Total 2832 Recruitment and Placement Services

\$5.00

General Fund (10)

2834 Staff Development Services – Non-Instructional, Certified Staff Only

Elementary

Secondary

Federal

Total

200 Personnel Services – Employee Benefits

240 Tuition Reimbursement

35,786.40

Total Personnel Services – Employee Benefits

\$35,786.40

Total 2834 Staff Development Services – Non-Instructional, Certified Staff Only

\$35,786.40

General Fund (10)

	<u>Elementary</u>	<u>Secondary</u>	<u>Federal</u>	<u>Total</u>
2836 Staff Development Services – Non-Instructional, Non-Certified Staff Only				
200 Personnel Services – Employee Benefits				
240 Tuition Reimbursement				2,628.00
Total Personnel Services – Employee Benefits				\$2,628.00
Total 2836 Staff Development Services – Non-Instructional, Non-Certified Staff Only				\$2,628.00

General Fund (10)

	<u>Elementary</u>	<u>Secondary</u>	<u>Federal</u>	<u>Total</u>
2840 Data Processing Services				
100 Personnel Services – Salaries				
100 Personnel Services – Salaries				591,792.69
Total Personnel Services – Salaries				\$591,792.69
200 Personnel Services – Employee Benefits				
210 Group Insurance – Contracted Provider				71,849.87
220 Social Security Contributions				43,489.14
230 PSERS Retirement Contributions				176,343.70
250 Unemployment Compensation				183.38
260 Workers' Compensation				4,424.93
270 Group Insurance – Self-Insurance				24,254.10
292 Health Savings Accounts				4,527.91
Total Personnel Services – Employee Benefits				\$325,073.03
300 Purchased Professional and Technical Services				
324 Professional Educational Services – Employee Training and Development Services				3,351.05
330 Other Professional Services				94,631.00
340 Technical Services				183,001.22
Total Purchased Professional and Technical Services				\$280,983.27
400 Purchased Property Services				
430 Repairs and Maintenance Services				131,212.36
Total Purchased Property Services				\$131,212.36
500 Other Purchased Services				
580 Travel				10,769.27
Total Other Purchased Services				\$10,769.27
600 Supplies				
610 General Supplies				46,250.10
630 Food				40.00
Total Supplies				\$46,290.10
700 Property				
756 Capitalized Technology Hardware and Equipment – Original				62,739.71
766 Capitalized Technology Hardware and Equipment – Replacement				122,233.17
Total Property				\$184,972.88
800 Other Objects				
810 Dues and Fees				350.00
Total Other Objects				\$350.00
Total 2840 Data Processing Services				\$1,571,443.60

General Fund (10)

2900 Other Support Services

Elementary

Secondary

Federal

Total

500 Other Purchased Services

595 IU Payments By Withholding

78,913.10

Total Other Purchased Services

\$78,913.10

Total 2900 Other Support Services

\$78,913.10

General Fund (10)

2910 Support Services Not Listed Elsewhere In the 2000 Series

Elementary

Secondary

Federal

Total

500 Other Purchased Services

595 IU Payments By Withholding

78,913.10

Total Other Purchased Services

\$78,913.10

Total 2910 Support Services Not Listed Elsewhere In the 2000 Series

\$78,913.10

General Fund (10)

3000 Operation of Non-Instructional Services

Total

100 Personnel Services – Salaries

100 Personnel Services – Salaries 699,412.69

Total Personnel Services – Salaries \$699,412.69

200 Personnel Services – Employee Benefits

210 Group Insurance – Contracted Provider 6,432.42

220 Social Security Contributions 52,933.10

230 PSERS Retirement Contributions 199,356.82

250 Unemployment Compensation 28.03

260 Workers’ Compensation 6,140.01

270 Group Insurance – Self-Insurance 2,719.81

291 Other Retirement Plans 884.02

292 Health Savings Accounts 3,581.89

Total Personnel Services – Employee Benefits \$272,076.10

300 Purchased Professional and Technical Services

330 Other Professional Services 76,824.00

390 Other Purchased Professional and Technical Services 53,128.50

Total Purchased Professional and Technical Services \$129,952.50

400 Purchased Property Services

430 Repairs and Maintenance Services 11,548.67

Total Purchased Property Services \$11,548.67

500 Other Purchased Services

520 Insurance – General 10,632.00

580 Travel 4,934.53

Total Other Purchased Services \$15,566.53

600 Supplies

610 General Supplies 68,441.00

630 Food 1,407.22

Total Supplies \$69,848.22

700 Property

752 Capital Equipment – Original and Additional 17,166.25

Total Property \$17,166.25

800 Other Objects

810 Dues and Fees 91,950.09

Total Other Objects \$91,950.09

Total 3000 Operation of Non-Instructional Services \$1,307,521.05

General Fund (10)

3200 Student Activities

Elementary Secondary Federal Total

100 Personnel Services – Salaries

100 Personnel Services – Salaries 695,895.52

Total Personnel Services – Salaries \$695,895.52

200 Personnel Services – Employee Benefits

210 Group Insurance – Contracted Provider 6,432.42

220 Social Security Contributions 52,671.62

230 PSERS Retirement Contributions 198,300.60

250 Unemployment Compensation 28.03

260 Workers' Compensation 6,108.39

270 Group Insurance – Self-Insurance 2,719.81

291 Other Retirement Plans 884.02

292 Health Savings Accounts 3,581.89

Total Personnel Services – Employee Benefits \$270,726.78

300 Purchased Professional and Technical Services

330 Other Professional Services 76,824.00

390 Other Purchased Professional and Technical Services 53,128.50

Total Purchased Professional and Technical Services \$129,952.50

400 Purchased Property Services

430 Repairs and Maintenance Services 11,548.67

Total Purchased Property Services \$11,548.67

500 Other Purchased Services

520 Insurance – General 10,632.00

580 Travel 4,934.53

Total Other Purchased Services \$15,566.53

600 Supplies

610 General Supplies 68,441.00

630 Food 1,152.22

Total Supplies \$69,593.22

700 Property

752 Capital Equipment – Original and Additional 17,166.25

Total Property \$17,166.25

800 Other Objects

810 Dues and Fees 91,950.09

Total Other Objects \$91,950.09

Total 3200 Student Activities \$1,302,399.56

General Fund (10)

3300 Community Services

Elementary

Secondary

Federal

Total

100 Personnel Services – Salaries

100 Personnel Services – Salaries

3,517.17

3,517.17

Total Personnel Services – Salaries

\$3,517.17

\$3,517.17

200 Personnel Services – Employee Benefits

220 Social Security Contributions

261.48

261.48

230 PSERS Retirement Contributions

1,056.22

1,056.22

260 Workers’ Compensation

31.62

31.62

Total Personnel Services – Employee Benefits

\$1,349.32

\$1,349.32

600 Supplies

630 Food

255.00

255.00

Total Supplies

\$255.00

\$255.00

Total 3300 Community Services

\$5,121.49

\$5,121.49

General Fund (10)

5000 Other Expenditures and Financing Uses

Total

800 Other Objects

830 Interest	3,101,527.14
880 Refunds of Prior Years' Receipts	28,267.03

Total Other Objects	\$3,129,794.17
----------------------------	-----------------------

900 Other Uses of Funds

910 Redemption of Principal	3,445,000.00
920 Authority Obligations	167,916.00
930 Fund Transfers	267,588.71
932 Capital Reserve Fund Transfers Applicable To Fund 32	723,300.90

Total Other Uses of Funds	\$4,603,805.61
----------------------------------	-----------------------

Total 5000 Other Expenditures and Financing Uses	\$7,733,599.78
---	-----------------------

General Fund (10)

5100 Debt Service / Other Expenditures and Financing Uses	<u>Elementary</u>	<u>Secondary</u>	<u>Federal</u>	<u>Total</u>
800 Other Objects				
830 Interest				3,101,527.14
880 Refunds of Prior Years' Receipts				28,267.03
Total Other Objects				\$3,129,794.17
900 Other Uses of Funds				
910 Redemption of Principal				3,445,000.00
920 Authority Obligations				167,916.00
Total Other Uses of Funds				\$3,612,916.00
Total 5100 Debt Service / Other Expenditures and Financing Uses				\$6,742,710.17

General Fund (10)

	<u>Elementary</u>	<u>Secondary</u>	<u>Federal</u>	<u>Total</u>
5110 Debt Service				
800 Other Objects				
830 Interest				3,101,527.14
Total Other Objects				\$3,101,527.14
900 Other Uses of Funds				
910 Redemption of Principal				3,445,000.00
920 Authority Obligations				167,916.00
Total Other Uses of Funds				\$3,612,916.00
Total 5110 Debt Service				\$6,714,443.14

General Fund (10)

5130 Refund of Prior Year Revenues / Receipts

Elementary

Secondary

Federal

Total

800 Other Objects

880 Refunds of Prior Years' Receipts

28,267.03

Total Other Objects

\$28,267.03

Total 5130 Refund of Prior Year Revenues / Receipts

\$28,267.03

LEA : 125237603 Radnor Township SD

Printed 4/9/2018 11:02:09 AM

General Fund (10)

5200 Interfund Transfers – Out

Elementary

Secondary

Federal

Total

900 Other Uses of Funds

930 Fund Transfers

267,588.71

932 Capital Reserve Fund Transfers Applicable To Fund 32

723,300.90

Total Other Uses of Funds

\$990,889.61

Total 5200 Interfund Transfers – Out

\$990,889.61

LEA : 125237603 Radnor Township SD

Printed 4/9/2018 11:02:09 AM

General Fund (10)

5230 Capital Projects Fund Transfers

Elementary

Secondary

Federal

Total

900 Other Uses of Funds

932 Capital Reserve Fund Transfers Applicable To Fund 32

723,300.90

Total Other Uses of Funds

\$723,300.90

Total 5230 Capital Projects Fund Transfers

\$723,300.90

LEA : 125237603 Radnor Township SD

Printed 4/9/2018 11:02:09 AM

General Fund (10)

5240 Debt Service Fund Transfers

Elementary

Secondary

Federal

Total

900 Other Uses of Funds

930 Fund Transfers

241,411.71

Total Other Uses of Funds

\$241,411.71

Total 5240 Debt Service Fund Transfers

\$241,411.71

General Fund (10)

5280 Activity Fund Transfers

Elementary

Secondary

Federal

Total

900 Other Uses of Funds

930 Fund Transfers

26,177.00

Total Other Uses of Funds

\$26,177.00

Total 5280 Activity Fund Transfers

\$26,177.00

Athletic / School-Sponsored Extra Curricular Activities Fund (29)

3000 Operation of Non-Instructional Services

Total

300 Purchased Professional and Technical Services

330 Other Professional Services

65,935.66

Total Purchased Professional and Technical Services

\$65,935.66

Total 3000 Operation of Non-Instructional Services

\$65,935.66

Athletic / School-Sponsored Extra Curricular Activities Fund (29)

3300 Community Services

Elementary

Secondary

Federal

Total

300 Purchased Professional and Technical Services

330 Other Professional Services

65,935.66

Total Purchased Professional and Technical Services

\$65,935.66

Total 3300 Community Services

\$65,935.66

LEA : 125237603 Radnor Township SD

Printed 4/9/2018 11:02:08 AM

Capital Reserve Fund - § 1431 (32)

4000 Facilities Acquisition, Construction and Improvement Services

Total

600 Supplies

610 General Supplies

238,648.00

Total Supplies

\$238,648.00

700 Property

762 Capitalized Equipment - Replacement

45,668.00

Total Property

\$45,668.00

Total 4000 Facilities Acquisition, Construction and Improvement Services

\$284,316.00

LEA : 125237603 Radnor Township SD

Printed 4/9/2018 11:02:08 AM

Capital Reserve Fund - § 1431 (32)

4600 Existing Building Improvement Services

Elementary

Secondary

Federal

Total

600 Supplies

610 General Supplies

238,648.00

Total Supplies

\$238,648.00

700 Property

762 Capitalized Equipment - Replacement

45,668.00

Total Property

\$45,668.00

Total 4600 Existing Building Improvement Services

\$284,316.00

	<u>General Fund(10)</u>	<u>Public Purpose Trust(27)</u>	<u>Other Compt Approved (28)</u>	<u>Athletic / Activity(29)</u>	<u>Capital Reserve (690. 1850)(31)</u>
1000 Instruction					
1100 Regular Programs - Elementary / Secondary	36,947,090.73				
1200 Special Programs - Elementary / Secondary	14,222,917.30				
1300 Vocational Education	199,269.83				
1400 Other Instructional Programs - Elementary / Secondary	33,767.29				
1600 Adult Education Programs	1,122,702.00				
Total Instruction	\$52,525,747.15				
2000 Support Services					
2100 Support Services - Students	3,606,402.99				
2200 Support Services - Instructional Staff	4,429,697.63				
2300 Support Services - Administration	5,560,463.38				
2400 Support Services - Pupil Health	997,769.66				
2500 Support Services - Business	1,012,462.03				
2600 Operation and Maintenance of Plant Services	8,154,848.64				
2700 Student Transportation Services	4,150,492.85				
2800 Support Services - Central	1,609,863.00				
2900 Other Support Services	78,913.10				
Total Support Services	\$29,600,913.28				
3000 Operation of Non-Instructional Services					
3200 Student Activities	1,302,399.56				
3300 Community Services	5,121.49			65,935.66	
Total Operation of Non-Instructional Services	\$1,307,521.05			\$65,935.66	
4000 Facilities Acquisition, Construction and Improvement Services					
4600 Existing Building Improvement Services					
Total Facilities Acquisition, Construction and Improvement Services					
5000 Other Expenditures and Financing Uses					
5100 Debt Service / Other Expenditures and Financing Uses	6,742,710.17				
5200 Interfund Transfers - Out	990,889.61				
Total Other Expenditures and Financing Uses	\$7,733,599.78				
TOTAL ACTUAL EXPENDITURES & OTHER FINANCING USES	\$91,167,781.26			\$65,935.66	

	<u>Capital Reserve (1431)(32)</u>	<u>Other Capital Projects Fund(39)</u>	<u>Debt Service(40)</u>	<u>Permanent(90)</u>	<u>Total</u>
1000 Instruction					
1100 Regular Programs - Elementary / Secondary					36,947,090.73
1200 Special Programs - Elementary / Secondary					14,222,917.30
1300 Vocational Education					199,269.83
1400 Other Instructional Programs - Elementary / Secondary					33,767.29
1600 Adult Education Programs					1,122,702.00
Total Instruction					\$52,525,747.15
2000 Support Services					
2100 Support Services - Students					3,606,402.99
2200 Support Services - Instructional Staff					4,429,697.63
2300 Support Services - Administration					5,560,463.38
2400 Support Services - Pupil Health					997,769.66
2500 Support Services - Business					1,012,462.03
2600 Operation and Maintenance of Plant Services					8,154,848.64
2700 Student Transportation Services					4,150,492.85
2800 Support Services - Central					1,609,863.00
2900 Other Support Services					78,913.10
Total Support Services					\$29,600,913.28
3000 Operation of Non-Instructional Services					
3200 Student Activities					1,302,399.56
3300 Community Services					71,057.15
Total Operation of Non-Instructional Services					\$1,373,456.71
4000 Facilities Acquisition, Construction and Improvement Services					
4600 Existing Building Improvement Services	284,316.00				284,316.00
Total Facilities Acquisition, Construction and Improvement Services	\$284,316.00				\$284,316.00
5000 Other Expenditures and Financing Uses					
5100 Debt Service / Other Expenditures and Financing Uses					6,742,710.17
5200 Interfund Transfers - Out					990,889.61
Total Other Expenditures and Financing Uses					\$7,733,599.78
TOTAL ACTUAL EXPENDITURES & OTHER FINANCING USES	\$284,316.00				\$91,518,032.92

LEA : 125237603 Radnor Township SD

Printed 4/9/2018 11:02:17 AM

PSERS Salary Data (Salary Data should relate to the General Fund only)

Amount Description	Amount
Total Salary Base for salaries subject to PSERS withholding	40,777,380.67
Total Federally Funded salaries subject to PSERS withholding	180,899.53
	<hr/>

Title I Expenditure Data

Amount Description	Amount
Expenditures Funded with Current Title I Funds	241,937.38
Expenditures Funded with Carry over Title I Funds	26,594.00
Total Title I Expenditure Data	<hr/> \$268,531.38 <hr/>

Title I ARRA Amount

Amount Description	Amount
Portion of Total Title I Expenditures funded with ARRA Title I	<hr/>

Benefits for Staff Relative to Collective Bargaining Agreements

	OBJECT	COVERED	NOT COVERED	TOTAL
10 General Fund				
	211 Medical Insurance	5,914,738.34		5,914,738.34
	212 Dental Insurance	410,964.67		410,964.67
	215 Eye Care Insurance			
	216 Prescription Insurance			
	271 Self-Insurance Medical Benefits	11,681.65		11,681.65
	272 Self-Insurance Dental Benefits	416.00		416.00
	275 Self-Insurance Eye Care Benefits	20,138.17		20,138.17
	276 Self-Insurance Prescription Benefits	2,123,861.80		2,123,861.80
	FUND TOTAL	\$8,481,800.63		\$8,481,800.63
50 Enterprise Fund				
	211 Medical Insurance	114,427.04		114,427.04
	212 Dental Insurance	5,497.25		5,497.25
	215 Eye Care Insurance			
	216 Prescription Insurance			
	271 Self-Insurance Medical Benefits			
	272 Self-Insurance Dental Benefits			
	275 Self-Insurance Eye Care Benefits	2,020.24		2,020.24
	276 Self-Insurance Prescription Benefits	34,264.44		34,264.44
	FUND TOTAL	\$156,208.97		\$156,208.97
60 Internal Service Fund	No Self Insurance data to report			
	211 Medical Insurance			
	212 Dental Insurance			
	215 Eye Care Insurance			
	216 Prescription Insurance			
	271 Self-Insurance Medical Benefits			
	272 Self-Insurance Dental Benefits			
	275 Self-Insurance Eye Care Benefits			
	276 Self-Insurance Prescription Benefits			
	FUND TOTAL			
Total of All Funds		\$8,638,009.60		\$8,638,009.60

LEA : 125237603 Radnor Township SD

Printed 4/9/2018 11:02:18 AM

Function	Special Education (Prior Year)	Nonspecial Education (Prior Year)	Total (Prior Year)	Special Education (Current Year)	Nonspecial Education (Current Year)	Total (Current Year)
2120 Guidance Services	222,472.54	1,090,014.34	1,312,486.88	220,612.24	1,211,003.58	1,431,615.82
2140 Psychological Services	136,343.90	837,541.11	973,885.01	136,544.59	916,950.92	1,053,495.51
2150 Speech Pathology and Audiology Services						
2160 Social Work Services	27,621.76	169,676.51	197,298.27	27,058.44	181,083.44	208,141.88
2260 Instruction and Curriculum Development Services	245,255.34	1,228,027.82	1,473,283.16	300,021.37	1,082,682.24	1,382,703.61
2350 Legal and Accounting Services	94,098.93	177,424.40	271,523.33	182,153.42	69,277.41	251,430.83
2420 Medical Services	794.90	4,882.94	5,677.84	918.13	6,144.37	7,062.50
2440 Nursing Services	342,489.32	562,149.84	904,639.16	258,037.97	564,699.40	822,737.37
2700 Student Transportation Services	541,797.43	3,328,184.23	3,869,981.66	539,564.07	3,610,928.78	4,150,492.85
Total	\$1,610,874.12	\$7,397,901.19	\$9,008,775.31	\$1,664,910.23	\$7,642,770.14	\$9,307,680.37

(PRINCIPAL AMOUNTS ONLY)

GOVERNMENTAL FUNDS/ ACTIVITIES

	Short-Term Borrowing	General Obligation Bonds/Notes	Authority Building Obligations	Other Long-Term Debt	Other Post-Employment Benefits (OPEB)	Compensated Absences	Net Pension Liability	Total
1. Debt at Beginning of Fiscal Year		90,560,000.00	8,252,758.00	353,972.00	668,220.00	785,629.00	134,940,332.00	235,560,911.00
2. Additional Debt Incurred During Year					374,362.00		23,075,269.00	23,449,631.00
3. Retirements and Repayments		3,445,000.00	167,916.00	48,519.00	121,608.00	125,351.00		3,908,394.00
4. Debt at End of Fiscal Year		87,115,000.00	8,084,842.00	305,453.00	920,974.00	660,278.00	158,015,601.00	255,102,148.00
5. Accreted Interest at End Of Fiscal Year								
6. Total Debt and Accreted Interest		87,115,000.00	8,084,842.00	305,453.00	920,974.00	660,278.00	158,015,601.00	255,102,148.00
7. Current Portion P&I - Due within 1 year		5,886,598.00	577,372.27	33,737.00		71,522.00		6,569,229.27
8. Interest Paid during current fiscal year		2,689,361.28	412,165.86					3,101,527.14

(PRINCIPAL AMOUNTS ONLY)

PROPRIETARY FUNDS

	Short-Term Borrowing	General Obligation Bonds/Notes	Authority Building Obligations	Other Long-Term Debt	Other Post-Employment Benefits (OPEB)	Compensated Absences	Net Pension Liability	Total
1. Debt at Beginning of Fiscal Year							1,372,668.00	1,372,668.00
2. Additional Debt Incurred During Year							234,731.00	234,731.00
3. Retirements and Repayments								
4. Debt at End of Fiscal Year							1,607,399.00	1,607,399.00
5. Accreted Interest at End Of Fiscal Year								
6. Total Debt and Accreted Interest							1,607,399.00	1,607,399.00
7. Current Portion P&I - Due within 1 year								
8. Interest Paid during current fiscal year								

Total Principal and Interest Payments Made by Your School - All Funds

Function	Fund		Principal (910)	Principal (920)	Interest (830)	Total (Principal +Interest)	Misc Other Uses (990)
5110	10	General Fund	3,445,000.00	167,916.00	3,101,527.14	6,714,443.14	
5110	20	Special Revenue Funds					
5110	30	Capital Projects Funds					
5110	40	Debt Service Fund					
5110	90	Permanent Fund					
5120	10	General Fund					
5120	20	Special Revenue Funds					
5120	30	Capital Projects Funds					
5120	40	Debt Service Fund					

Total Debt Payments - Governmental Funds			\$3,445,000.00	\$167,916.00	\$3,101,527.14	\$6,714,443.14	
---	--	--	-----------------------	---------------------	-----------------------	-----------------------	--

Function	Fund		Principal (910)	Principal (920)	Interest (830)	Total (Principal +Interest)
5110	50	Enterprise Fund				
5110	60	Internal Service Fund				
5120	50	Enterprise Fund				
5120	60	Internal Service Fund				

Total Debt Payments - Proprietary Funds						
--	--	--	--	--	--	--

Debt Details
Governmental Funds/ Activities

Debt Category	Debt Issue Date (MM/YYYY)	Principal Amounts Only			Debt at End of Fiscal Year	Current Portion Due Within One Year (Principal and Interest)	Interest Paid During Fiscal Year
		Debt at Beginning of Fiscal Year	Additions	Reductions / Repayments			
General Obligation Bonds/Notes – CIB	01/2015	13,785,000.00		1,375,000.00	12,410,000.00	1,769,150.00	486,000.00
General Obligation Bonds/Notes – CIB	04/2015	4,125,000.00		450,000.00	3,675,000.00	509,063.00	103,062.52
General Obligation Bonds/Notes – CIB	10/2014	5,855,000.00		105,000.00	5,750,000.00	255,878.00	166,927.50
General Obligation Bonds/Notes – CIB	12/2014	8,875,000.00		5,000.00	8,870,000.00	297,900.00	288,000.00
General Obligation Bonds/Notes – CIB	06/2014	14,025,000.00		1,330,000.00	12,695,000.00	1,689,591.00	550,441.26
General Obligation Bonds/Notes – CIB	06/2014	9,095,000.00		5,000.00	9,090,000.00	395,399.00	305,498.76
General Obligation Bonds/Notes – CIB	05/2013	9,935,000.00		100,000.00	9,835,000.00	393,534.00	289,533.76
General Obligation Bonds/Notes – CIB	10/2012	9,865,000.00		75,000.00	9,790,000.00	366,083.00	291,832.50
General Obligation Bonds/Notes – CIB	10/2000	15,000,000.00			15,000,000.00	210,000.00	208,064.98
Authority Building Obligations – CIB	07/2014	1,214,104.00		65,462.00	1,148,642.00	112,438.52	48,303.00
Authority Building Obligations – CIB	12/2011	3,565,000.00			3,565,000.00	181,387.00	181,387.20
Authority Building Obligations – CIB	12/2010	1,416,667.00			1,416,667.00	97,425.00	97,425.66
Authority Building Obligations – CIB	08/2008	2,056,987.00		102,454.00	1,954,533.00	186,121.75	85,050.00
Other Long Term Debt/Liabilities		353,972.00		48,519.00	305,453.00	33,737.00	
Compensated Absences		785,629.00		125,351.00	660,278.00	71,522.00	
Other Post-Employment Benefits (OPEB)		668,220.00	374,362.00	121,608.00	920,974.00		
Net Pension Liability		134,940,332.00	23,075,269.00		158,015,601.00		
Totals for Debt Entered:		\$235,560,911.00	\$23,449,631.00	\$3,908,394.00	\$255,102,148.00	\$6,569,229.27	\$3,101,527.14

Bond Details
Proprietary Funds

Debt Category	Debt Issue Date (MM/YYYY)	Principal Amounts Only			Debt at End of Fiscal Year	Current Portion Due Within One Year (Principal and Interest)	Interest Paid During Fiscal Year
		Debt at Beginning of Fiscal Year	Additions	Reductions / Repayments			
Net Pension Liability		1,372,668.00	234,731.00		1,607,399.00		
Totals for Debt Entered:		\$1,372,668.00	\$234,731.00		\$1,607,399.00		

General Fund (10)

Section 1: Tuition/Purchased Services as Reported within Expenditure Detail

	Amount
Tuition Reported in General Fund Expenditures 1000-560	6,186,225.23
Purchased Services in General Fund Expenditures 1000-594 and 1000-597	

Section 1 Total	\$6,186,225.23
------------------------	-----------------------

Section 2: Tuition Paid to Institution Types During Fiscal Year

	Tuition Paid For Nonspecial Education	Tuition Paid For Special Education	Total
1 1306 Institutions			
2 Institutionalized Children's Programs			
3 Juveniles Incarcerated in Adult Facilities			
4 Residential Treatment Facilities		1,422,907.45	1,422,907.45
5 Other Local Education Agencies		1,037,464.68	1,037,464.68
6 Brick and Mortar Charter Schools	90,045.35	75,600.27	165,645.62
7 Cyber Charter Schools	15,873.34	28,517.18	44,390.52
8 Career and Technology Centers	130,390.00	70,411.84	200,801.84
9 Approved Private Schools		1,445,525.72	1,445,525.72
10 PA Chartered Schools for the Deaf and Blind			
11 Private Residential Rehabilitative Institutions			
12 Juvenile Detention Centers	11,023.64		11,023.64
13 Special Program Jointures	1,122,702.00		1,122,702.00
14 Other Tuition Not Included Elsewhere In This Section		735,763.76	735,763.76
Section 2 Total	\$1,370,034.33	\$4,816,190.90	\$6,186,225.23

Food Service / Cafeteria Operations Fund (51)

	<u>Total</u>
1000 Instruction	
100 Personnel Services – Salaries	
100 Personnel Services – Salaries	429,409.55
Total Personnel Services – Salaries	\$429,409.55
200 Personnel Services – Employee Benefits	
210 Group Insurance – Contracted Provider	120,592.72
220 Social Security Contributions	32,544.36
230 PSERS Retirement Contributions	195,572.00
250 Unemployment Compensation	1,938.83
260 Workers’ Compensation	3,758.76
270 Group Insurance – Self-Insurance	36,284.68
291 Other Retirement Plans	2,830.65
Total Personnel Services – Employee Benefits	\$393,522.00
300 Purchased Professional and Technical Services	
324 Professional Educational Services – Employee Training and Development Services	2,566.00
330 Other Professional Services	3,025.00
Total Purchased Professional and Technical Services	\$5,591.00
400 Purchased Property Services	
410 Cleaning Services	659.88
430 Repairs and Maintenance Services	17,441.12
Total Purchased Property Services	\$18,101.00
500 Other Purchased Services	
530 Communications	9.58
580 Travel	959.15
Total Other Purchased Services	\$968.73
600 Supplies	
610 General Supplies	33,058.24
630 Food	758,522.76
Total Supplies	\$791,581.00
700 Property	
740 Depreciation	20,566.00
Total Property	\$20,566.00
Total 1000 Instruction	\$1,659,739.28

Food Service / Cafeteria Operations Fund (51)

1100 Regular Programs – Elementary / Secondary	<u>Elementary</u>	<u>Secondary</u>	<u>Federal</u>	<u>Total</u>
100 Personnel Services – Salaries				
100 Personnel Services – Salaries				429,409.55
Total Personnel Services – Salaries				\$429,409.55
200 Personnel Services – Employee Benefits				
210 Group Insurance – Contracted Provider				120,592.72
220 Social Security Contributions				32,544.36
230 PSERS Retirement Contributions				195,572.00
250 Unemployment Compensation				1,938.83
260 Workers' Compensation				3,758.76
270 Group Insurance – Self-Insurance				36,284.68
291 Other Retirement Plans				2,830.65
Total Personnel Services – Employee Benefits				\$393,522.00
300 Purchased Professional and Technical Services				
324 Professional Educational Services – Employee Training and Development Services				2,566.00
330 Other Professional Services				3,025.00
Total Purchased Professional and Technical Services				\$5,591.00
400 Purchased Property Services				
410 Cleaning Services				659.88
430 Repairs and Maintenance Services				17,441.12
Total Purchased Property Services				\$18,101.00
500 Other Purchased Services				
530 Communications				9.58
580 Travel				959.15
Total Other Purchased Services				\$968.73
600 Supplies				
610 General Supplies				33,058.24
630 Food				758,522.76
Total Supplies				\$791,581.00
700 Property				
740 Depreciation				20,566.00
Total Property				\$20,566.00
Total 1100 Regular Programs – Elementary / Secondary				\$1,659,739.28

Food Service / Cafeteria Operations Fund (51)

1110 Regular Programs

	<u>Elementary</u>	<u>Secondary</u>	<u>Federal</u>	<u>Total</u>
100 Personnel Services – Salaries				
100 Personnel Services – Salaries				429,409.55
Total Personnel Services – Salaries				\$429,409.55
200 Personnel Services – Employee Benefits				
210 Group Insurance – Contracted Provider				120,592.72
220 Social Security Contributions				32,544.36
230 PSERS Retirement Contributions				195,572.00
250 Unemployment Compensation				1,938.83
260 Workers' Compensation				3,758.76
270 Group Insurance – Self-Insurance				36,284.68
291 Other Retirement Plans				2,830.65
Total Personnel Services – Employee Benefits				\$393,522.00
300 Purchased Professional and Technical Services				
324 Professional Educational Services – Employee Training and Development Services				2,566.00
330 Other Professional Services				3,025.00
Total Purchased Professional and Technical Services				\$5,591.00
400 Purchased Property Services				
410 Cleaning Services				659.88
430 Repairs and Maintenance Services				17,441.12
Total Purchased Property Services				\$18,101.00
500 Other Purchased Services				
530 Communications				9.58
580 Travel				959.15
Total Other Purchased Services				\$968.73
600 Supplies				
610 General Supplies				33,058.24
630 Food				758,522.76
Total Supplies				\$791,581.00
700 Property				
740 Depreciation				20,566.00
Total Property				\$20,566.00
Total 1110 Regular Programs				\$1,659,739.28

	<u>Food Service(51)</u>	<u>Child Care Operations(52)</u>	<u>Other Enterprise(58)</u>	<u>Internal Service(60)</u>	<u>Total</u>
1000 Instruction					
1100 Regular Programs - Elementary / Secondary		1,659,739.28			1,659,739.28
Total Instruction		\$1,659,739.28			\$1,659,739.28
TOTAL ACTUAL EXPENDITURES & OTHER FINANCING USES		\$1,659,739.28			\$1,659,739.28